

आ.व.२०७८/७९ मा सम्पादित स्वास्थ्य कार्यक्रमहरूको गण्डकी प्रदेश स्तरीय बार्षिक समीक्षा

मिति: २०७९/०५/२१-२२
स्थान:]];L;x/, ndh'a



k|b]z ;/sf/

:jf:Yo tyf hg;+Vof dGqfno

:jf:Yo lgb]{zgfno

स्वास्थ्य कार्यालय, नवलपरासी(व.सु.पू.

Presentation Outline

- **District Demography status**
- **Map**
- **Progress report**
- **Problem/Solution**



स्वास्थ्य कार्यालय रहेको भवन (स्वामित्व - नवलपुर स्वास्थ्य चौकी)

Dadajheri Health post Bulingtar



Dhobadi Health Post Hupsekot





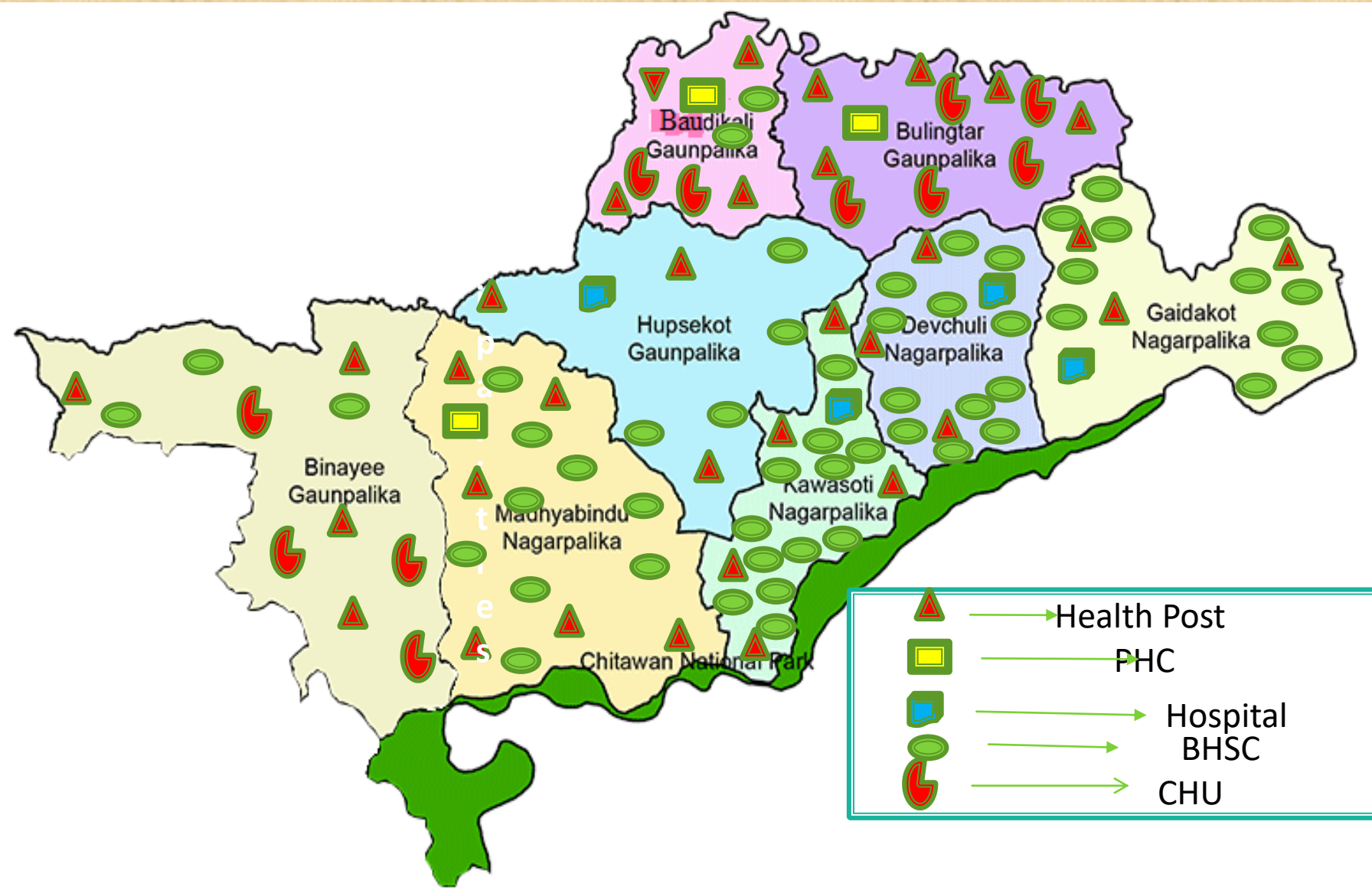
Amarapuri Health Post, GAidakot



Mithukram Health Post, Baudikali



Service Outlets



Target Population	
Details	Number
Total Population	382131
Exp. Live Births	6166
00 - 11 Months	6045
02 - 11 Months	5035
12 - 23 Months	5963
00 - 23 Months	11999
06 - 23 Months	8980
00 - 35 Months	17952
00 - 59 Months	29946
06 - 59 Months	26925
12 - 59 Months	23902
00 - 14 Years	89018
Total: 10-19 Years	62736
Male: 10-19 Years	32198
Female: 10-19 Years	30538
Female: 15-44 Years	109008
WRA 15-49 Years	120741
MWRA 15-49 Years	98006
Expected Pregnancy	7878
60 & + Years	40815

Service Outlets by Local Levels

SN	Municipalities	Number of										
		Hospital	Basic Hospital	PHC	HP	UHC	CHU	BHSC	FCHVs	EPI	PHC ORC	Private HF
1	Gaidakot Nagarpalika	0	1	0	3	0	0	11	41	17	3	15
2	Devchuli Nagarpalika	0	1	0	3	0	0	12	41	18	1	10
3	Kawasoti Nagarpalika	1	0	0	5	0	0	12	48	22	16	9
4	Madhyabindu Nagarpalika	0	0	1	6	0	0	9	61	25	6	0
5	Binayi Triveni Gaupalika	0	1	0	4	0	6	3	36	15	0	0
6	Hupsekot Gaupalika	0	1	0	2	0	0	4	27	17	11	0
7	Buling Tar Gaupalika	0	0	1	5	0	5	0	51	24	15	0
8	Baudikali Gaupalika	0	0	1	4	0	0	2	54	14	12	0
District Total		1	4	3	32	0	11	53	359	152	64	34

No of Service Site by Local Levels

SN	Municipalities	No of Service Site																		
		DHIS 2	IUCD	Implant	SAS MA	Birthing Centre	BEONC Site	CEONC Site	PMTCT	HTC	TB Microscopic	No of GX centr	Basic Lab	OTC	D0t Centres	ART Center	VIA site	SAS CAC	VASECTOMY Site	MINILAP Site
1	Gaidakot municipality	14	4	3	4	2	0	0	14	0	3	0	3	4	6	0	1	0	0	0
2	Devchuli M,	2	1	1	1	2	0	0	4	0	2	0	2	4	4	0	1	1	0	0
3	Kawasoti M	5	2	3	2	3	0	1	17	0	1	1	0	2	6	0	1	0	0	0
4	Madhyabindu M	7	3	3	2	2	1	0	16	1	1	0	1	4	16	1	1	0	0	0
5	Binaya Triveni RM	7	1	2	2	3	0	0	4	0	3	0	4	2	4	0	0	0	0	0
6	Hupsekot RM	7	2	1	2	3	0	0	7	0	2	0	2	7	7	0	0	0	0	0
7	Bulingtar RM	6	2	1	1	3	1	0	6	0	5	0	5	6	6	0	0	0	0	0
8	Baudikali RM	1	0	0	1	1	1	0	7	0	1	0	1	2	5	0	0	0	0	0
	T0tal	49	15	14	15	19	3	1	75	1	18	1	18	31	54	1	4	1	0	0

Information by Local Levels

Sn	Municipalities	Information (in number and yes/no)				
		Vaccine sub store	Number of functional ambulances	Number of computer skilled HR in palika*	Availability of Internet service in HFs	Access of road (motorable) to center of local level
1	Gaidakot municipality	2	2	3	14	all
2	Devchuli M,	0	2	5	12	All
3	Kawasoti M	0	1	8	5	All
4	Madhyabindu M	1	1	1	7	All
5	Binaya Triveni RM	1	1	1	7	All
6	Hupsekot RM	0	1	4	7	all
7	Bulingtar RM	1	0	3	6	All
8	Baudikali RM	1	1	2	5	All
		6	9	27	63	

Target Population 2078/79

Descriptions	Number
Total population	382131
Under 1 year population	6045
Under 2 Yrs Population	11999
6 – 23 months Population	8980
6-59 MOnths	26925
Under 5 yrs Population	29946
MWRA (15-49 yrs)	98006
WRA(15-49 yrs)	120741
Expected Pregnancy	7878
Expected Live Birth	6166
Adolescent population	62736

No of Health Institution

Name of Institution	Number
Hospital Govt	1
Basic Hospitals	4
PHC	3
Health Post	32
Urban Health Centre	0
Community Health Unit	11
BHSC	53
Expanded Programme on immunization [EPI]	152
PHC/ORC	64
FCHV	359
Birthing Centre	19
Implant site	14
IUCD Site	15
Private HF	34

जनशाफत विभाग

!	Hfg:jf:Yo clws[t jf ;f] ;/x	नेपाल स्वास्थ्य सेवा	हे.ई.	७/८	१	१	०	
@	tYof+s सहायक	आ.यो.त.त.सेवा	तथ्यांक	५/६	१	१	०	
#	x]=c jf ;f] ;/x	नेपाल स्वास्थ्य सेवा	हे.ई.	५/६/७	१	१	०	
\$	k=x]=g	नेपाल स्वास्थ्य सेवा	हे.ई.	५/६/७	१	१	०	प.हे.न.हाल अध्ययन बिदामा
%	Nofj 6]lSgl;og	नेपाल स्वास्थ्य सेवा	हे.ई.	५/६/७	१	१	०	१ जना ल्या.अ. फाजिलमा कार्यरत
^	sf]N8 r]g	नेपाल स्वास्थ्य सेवा	हे.ई.	४/५/६	१	०	१	
&	k zf;g सहायक पाँचौ /5}7f}	नेपाल प्रशासन सेवा	प्रशासन	५/६	१	०	१	
*	n]vf सहायक पाँचौ /5}7f}	नेपाल प्रशासन सेवा	लेखा	५/६	१	१	०	
(sf=;	नेपाल प्रशासन सेवा	प्रशासन	श्रेणी विहिन	२	२		२ जना का.स.करारमा कार्यरत
		नेपाल प्रशासन सेवा		श्रेणी विहिन	२			१ जना

HR Fulfillment % = 81.81

Financial Resource Management

बजेट	विनियोजित बजेट	निकासा बजेट	बजेट खर्च (%)	बेरुजु फछ्यौट	
				जम्मा (आ.व. २०७६/७७)	आ.व. २०७७/७८ मा फछ्यौट %
सर्शत अनुदान	38568000	21705515	73.36	0	0
सामानिकरण अनुदान	32608000	23920257	56.28	0	0
विशेष अनुदान	0	0	0	0	0
कोभिड कोष	0	0	0	0	0
जम्मा	७१,१७६,०००.००	४५,६२५,७७२.००	64.10	0	0

Key Issues and Recommendations:

- covid vaccine budget acquired more than required-73,00,000.0
- Covid death budget 33,00,000.00 mor
- Baglung and Gandaki province budget 6,00,000.00
- DPR Budget 5,00,000

total =1,17,00,000.00 (16.4%)

अनुसूचि -२ अनुसारका मुख्य मुख्य* क्रियाकलापहरुको भौतिक तथा वित्तीय प्रगति

Health Office Nawalpur East progress report

SN	Programme	Total Budget	Expenditure	Exp %	Activities tot	Complete	Physical pro	Remarks
1	स्वास्थ्य कार्यालयहरु[३५५०७००१३]	२३९५८०००	१५९२२७४७	66.46	५३०	५०३	94.9	
2	नर्सिङ तथा सामाजिक सुरक्षा सेवा कार्यक्रम(संघ शसर्त अनुदान)[३५५९११२२३]	१८७७०००	१०३३७९०	55.08	१	१	100.0	
3	मुख्यमन्त्री तथा मन्त्रिपरिषद्को कार्यालय[३०१०००११३]	७१०००००	७१०००००	100.00	१४२	१४२	100.0	
4	क्षयरोग नियन्त्रण(संघ शसर्त अनुदान)[३५५९११२१३]	११४३०००	९२८०२०	81.19	७	७	100.0	
5	एड्स तथा यौन रोग नियन्त्रण(संघ शसर्त अनुदान)[३५५९११२२३]	३४००००	२४००००	70.59	२	२	100.0	
6	महामारी तथा रोग नियन्त्रण कार्यक्रम(संघ शसर्त अनुदान)[३५५९११२४३]	११६५७०००	२३७२४२६	20.35	१५	११	73.3	
7	राष्ट्रिय स्वास्थ्य शिक्षा, सूचना तथा संचार केन्द्र(संघ शसर्त अनुदान)[३५५३००००]	३९७७९९	३९७७९९	75.06	१४	१३	92.9	
8	स्वास्थ्य ब्यवस्थापन कार्यक्रम(संघ शसर्त अनुदान)[३५५९११२५३]	७४५०००	५८००००	77.85	४	४	100.0	
9	स्वास्थ्य कार्यालयहरु[३५५०७००१४]	१,५५०,०००.००	८९७,५१०.००	57.90	५	३	60.0	
10	महिला स्वास्थ्य तथा प्रजनन स्वास्थ्य कार्यक्रम(संघ शसर्त अनुदान)[३५५२२२७६०००]	२२२७६०००	१६१५३४८०	72.52	४०	४०	100.0	
	Total	71176000	45625772	64.10	760	726	95.5	

स्वास्थ्य संस्था सम्बन्धि विवरण

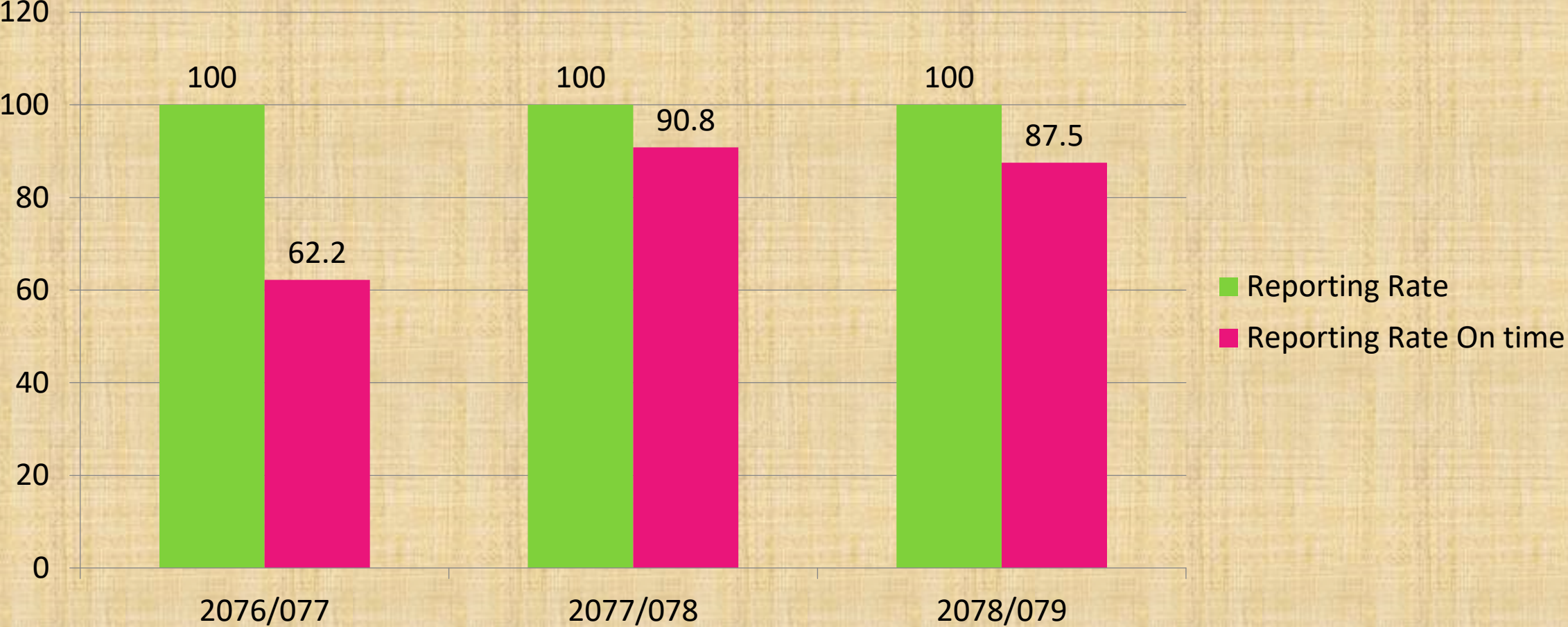
स्थानीय तह	वडा संख्या	स्वास्थ्य संस्था नभएका वडा संख्या	भवन निर्माण सम्पन्न भएका स्वास्थ्य संस्था संख्या	भवन बन्दै गरेका स्वास्थ्य संस्था संख्या
गैडाकोट नगरपालिका	१८	३	७	१
देवचुली नगरपालिका	१७	१	६	१
कावासोती नगरपालिका	१७	०	८	०
मध्यबिन्दु नगरपालिका	१५	०	६	०
विनयीत्रिवेणी गाउँपालिका	७	०	३	१
हुप्सेकोट गाउँपालिका	६	२	१	१
बुलिंगटार गाउँपालिका	६	०	२	१
बौदीकाली गाउँपालिका	६	०	२	१

Palika wise Ambulance Service

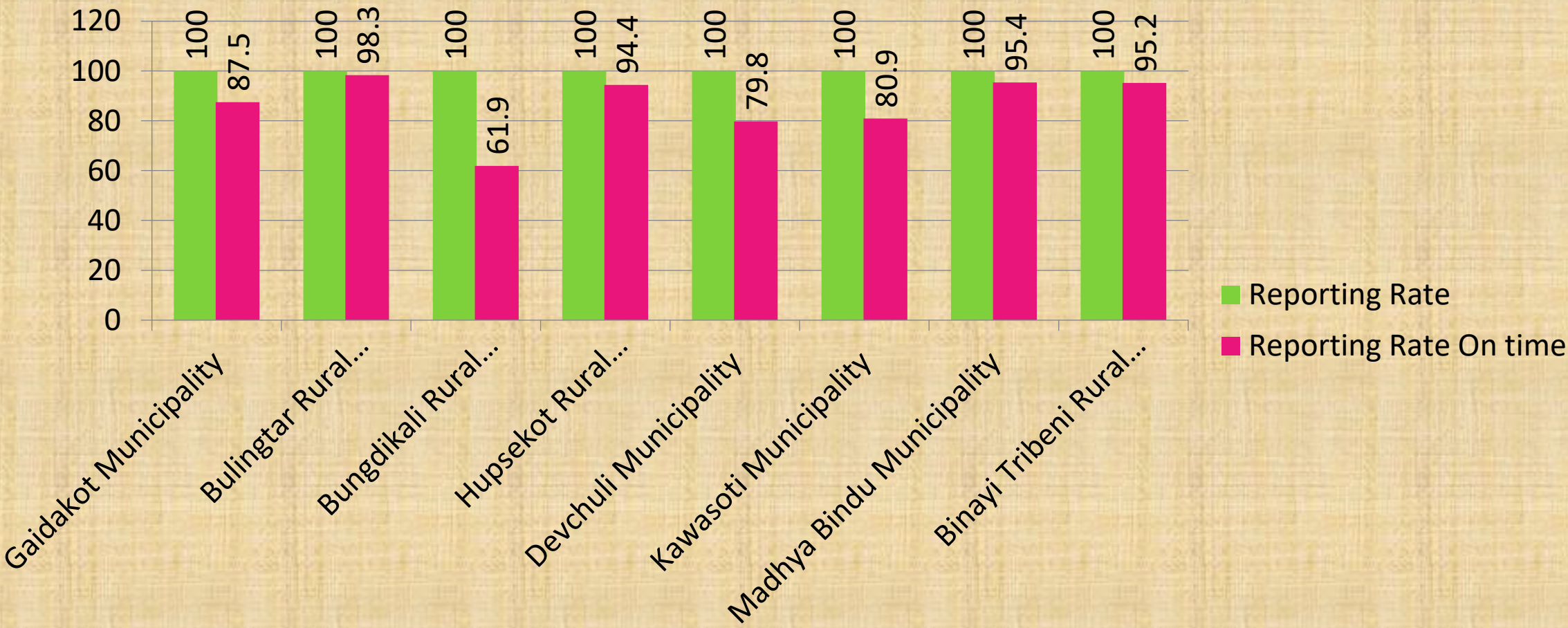
Sn	Municipalities				
		Total Ambulance	Grade	Functional	Remarks
1	Gaidakot municipality	2	बिरामि बोक्ने गाडि	2	all
2	Devchuli M,	2		All	
3	Kawasoti M	1		All	
4	Madhyabindu M	1		All	
5	Binaya Triveni RM	1		All	
6	Hupsekot RM	1		all	
7	Bulingtar RM	0		All	
8	Baudikali RM	1		All	
		9		9	

Program Achievement

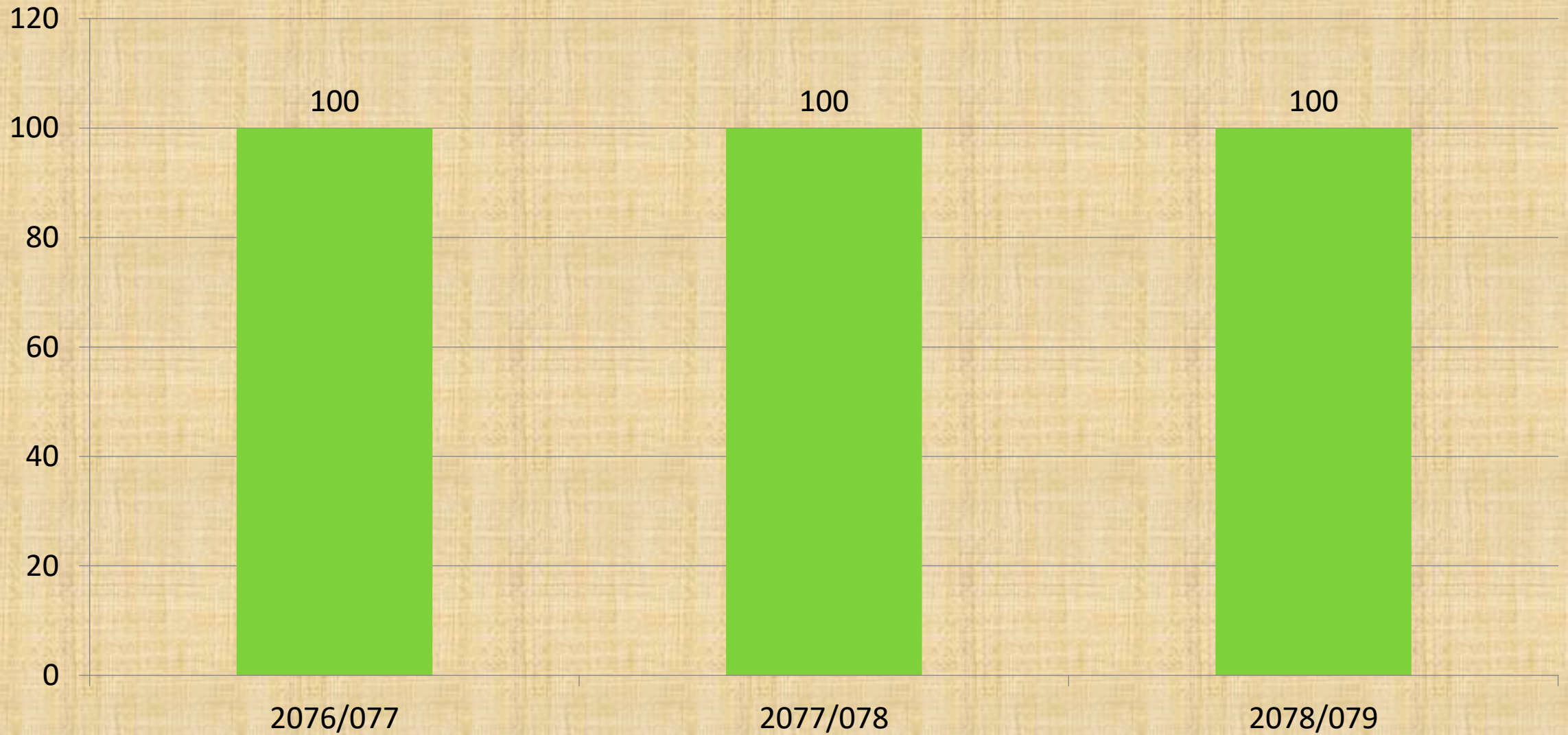
Reporting Status



Reporting Status 2078/079

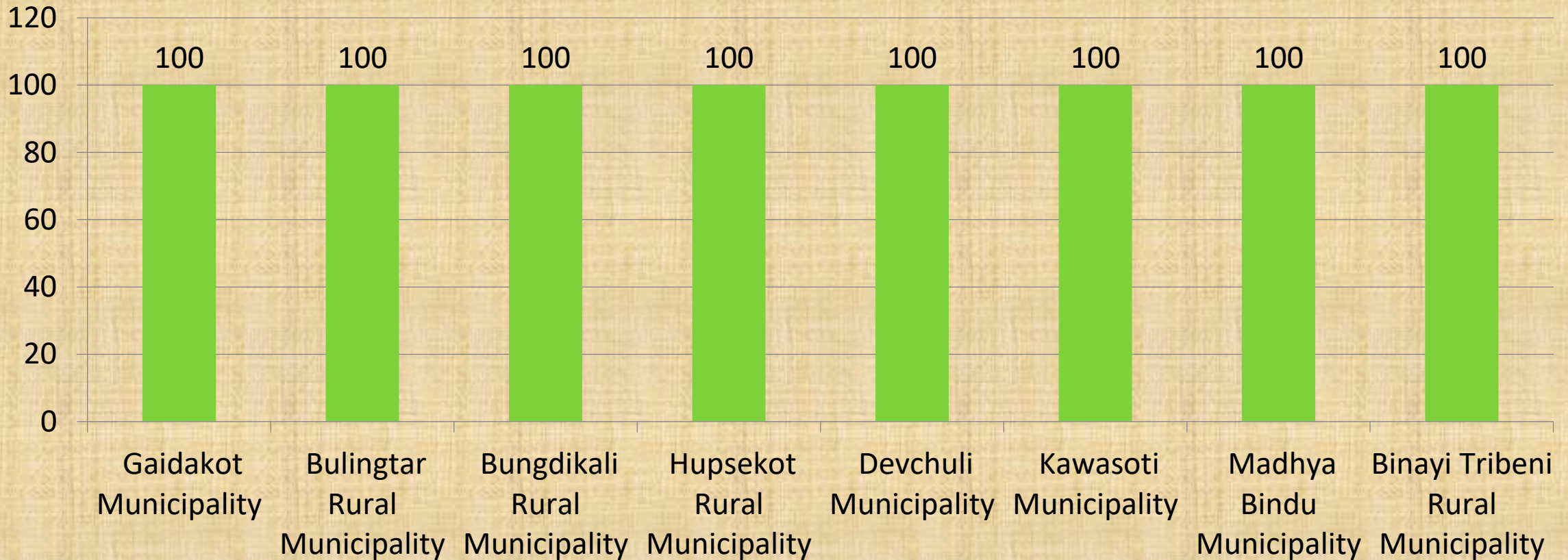


eLMIS Reporting Status

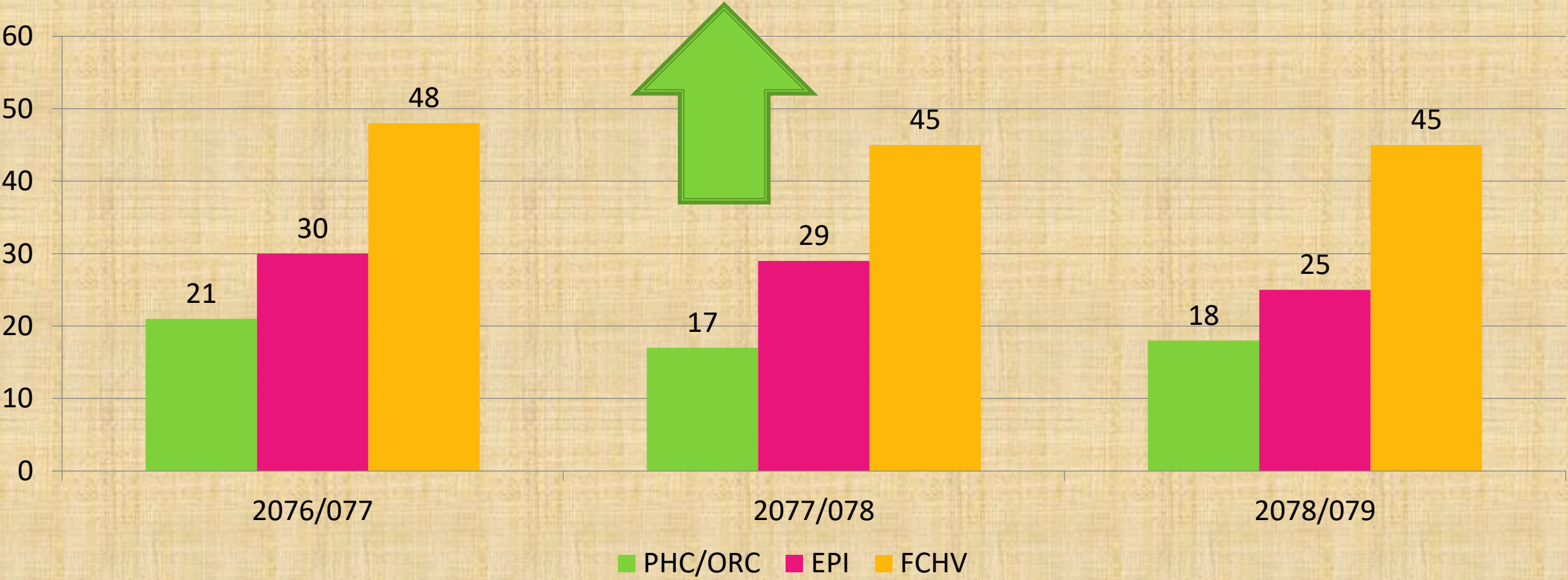


eLMIS Reporting Status Levelwise

2078/079

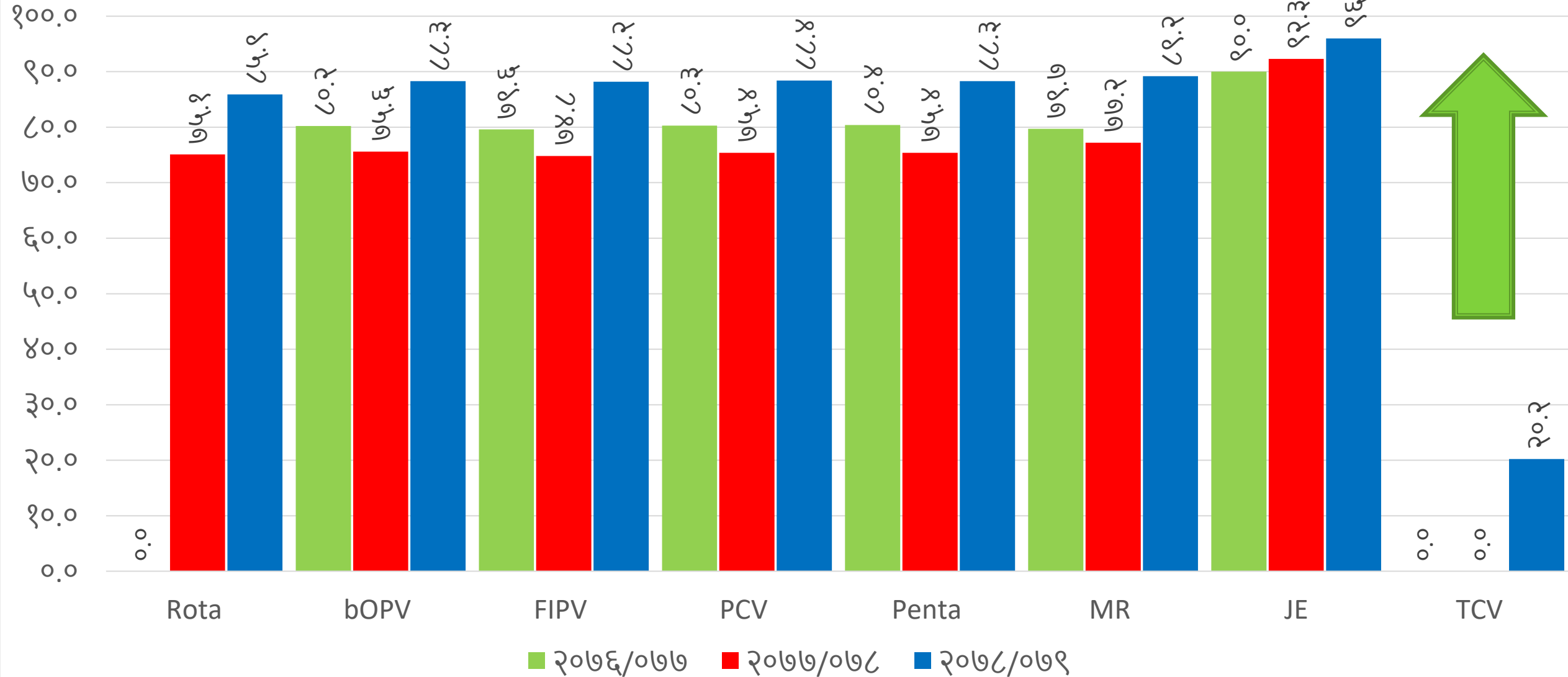


Average People Served by Type of Health Facilities

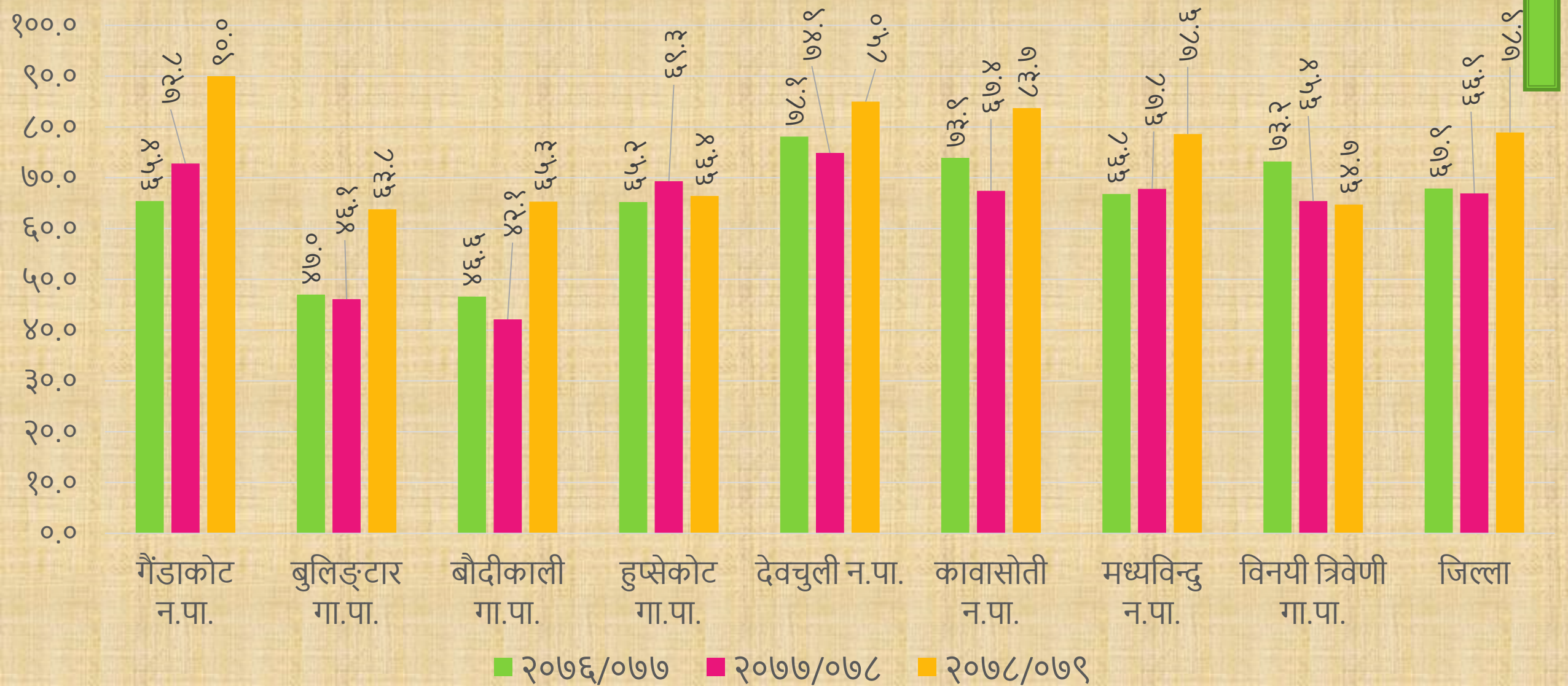


Immunization Achievement %

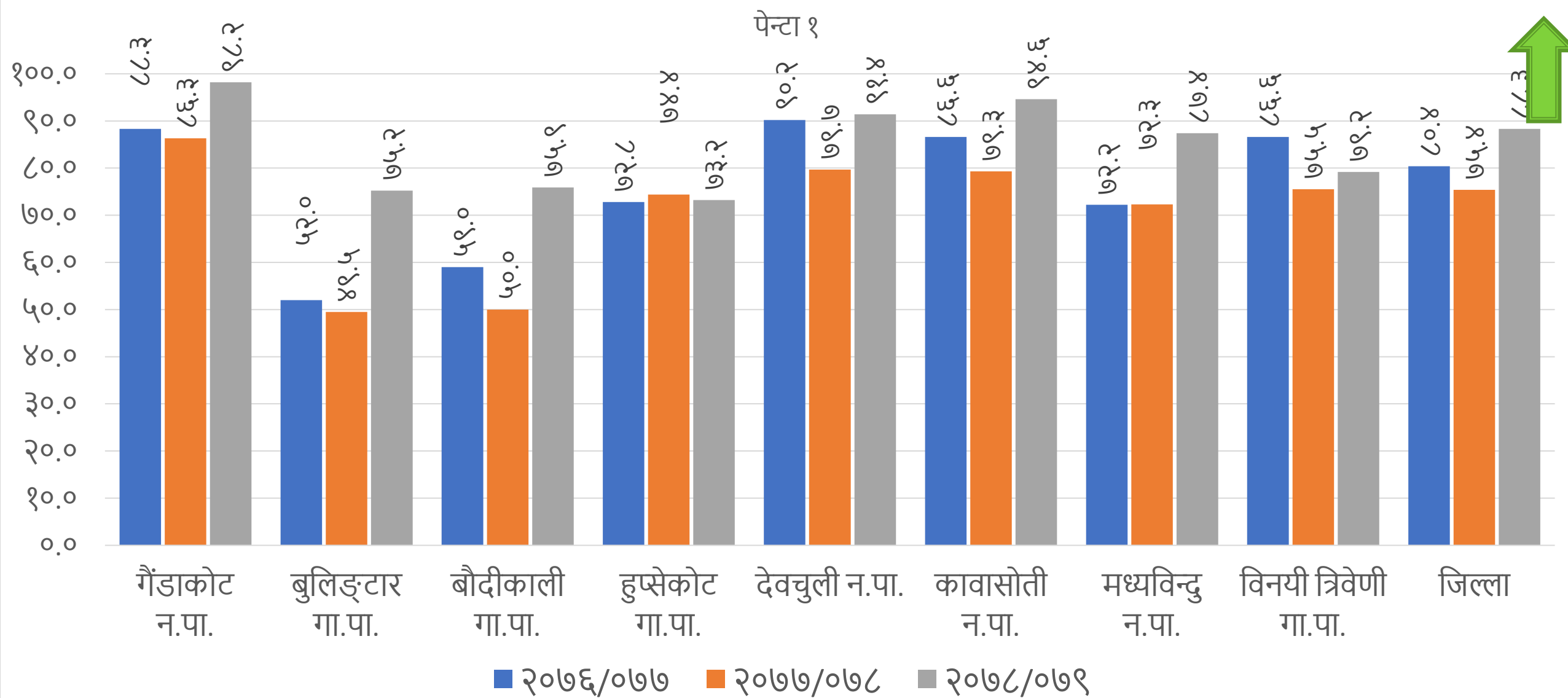
Percentage of children immunized with 1st Dose



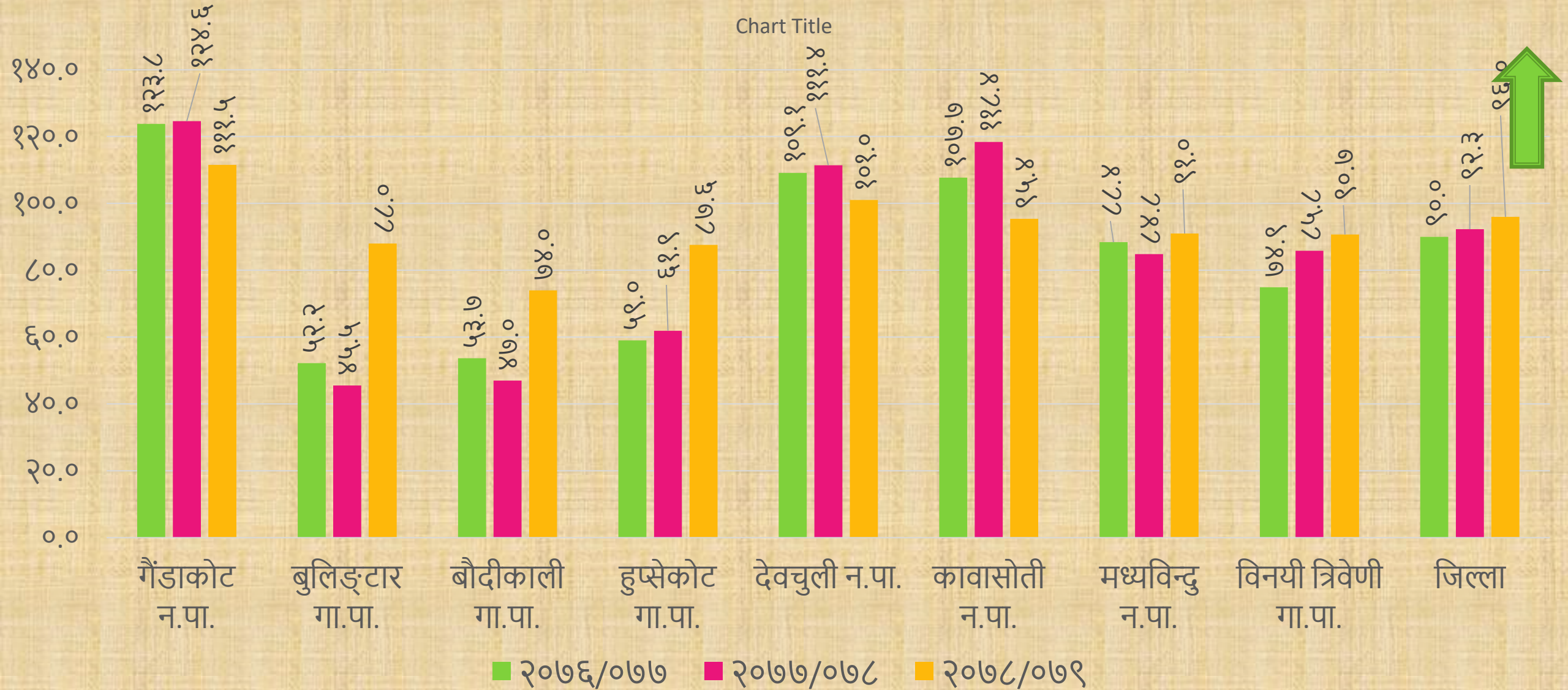
Local level wise % of Children Immunized with BCG



Local level wise % of Children Immunized with DPT-HepB-Hib 1

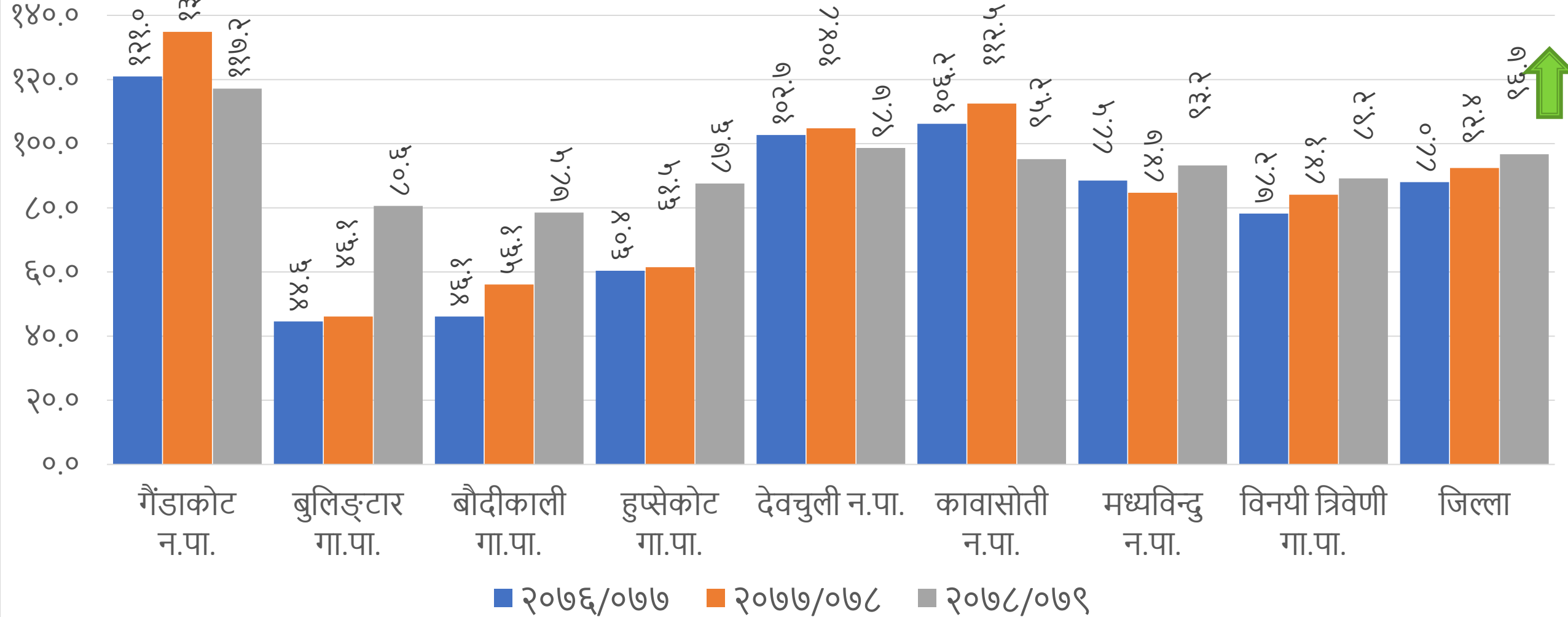


Local level wise JE Achievement in %

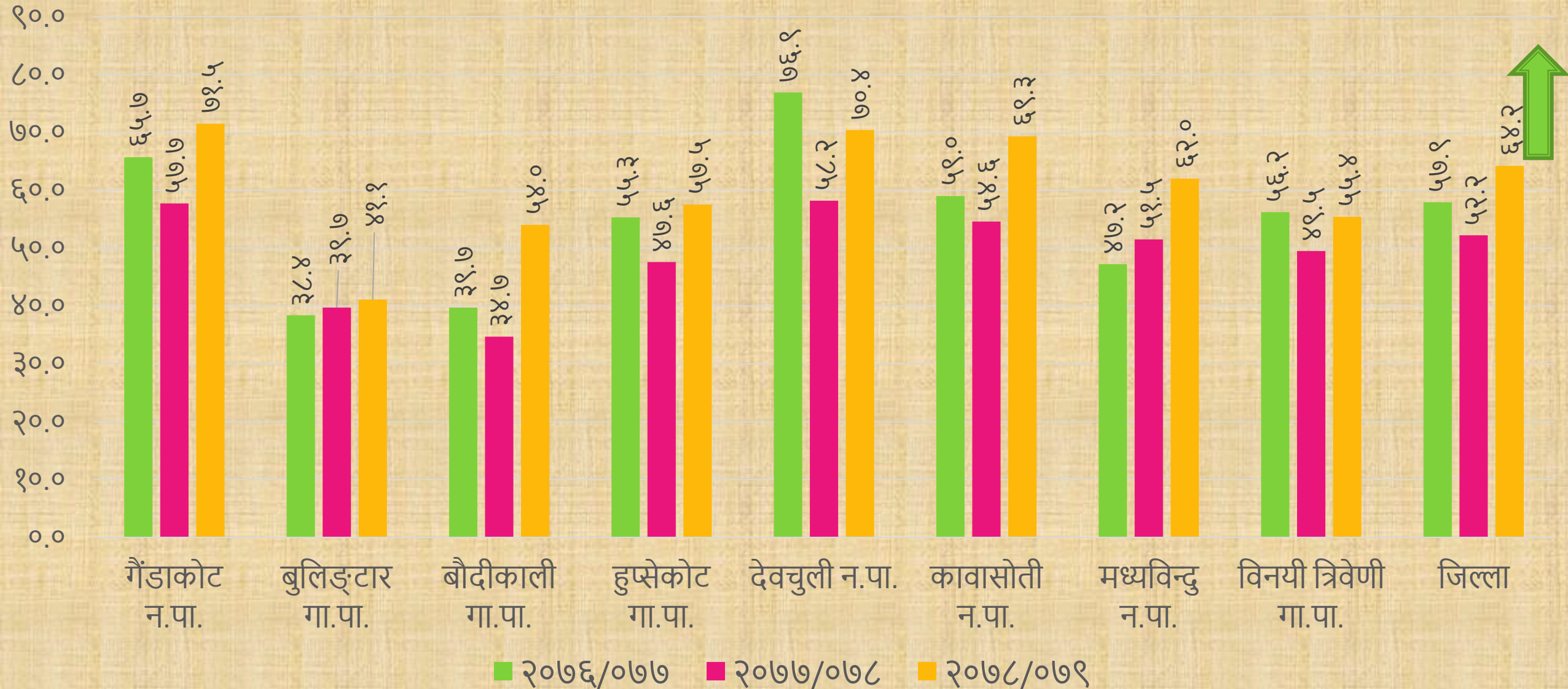


Local level wise % of Children Immunized with MR2

दादुरा-रुबेला २

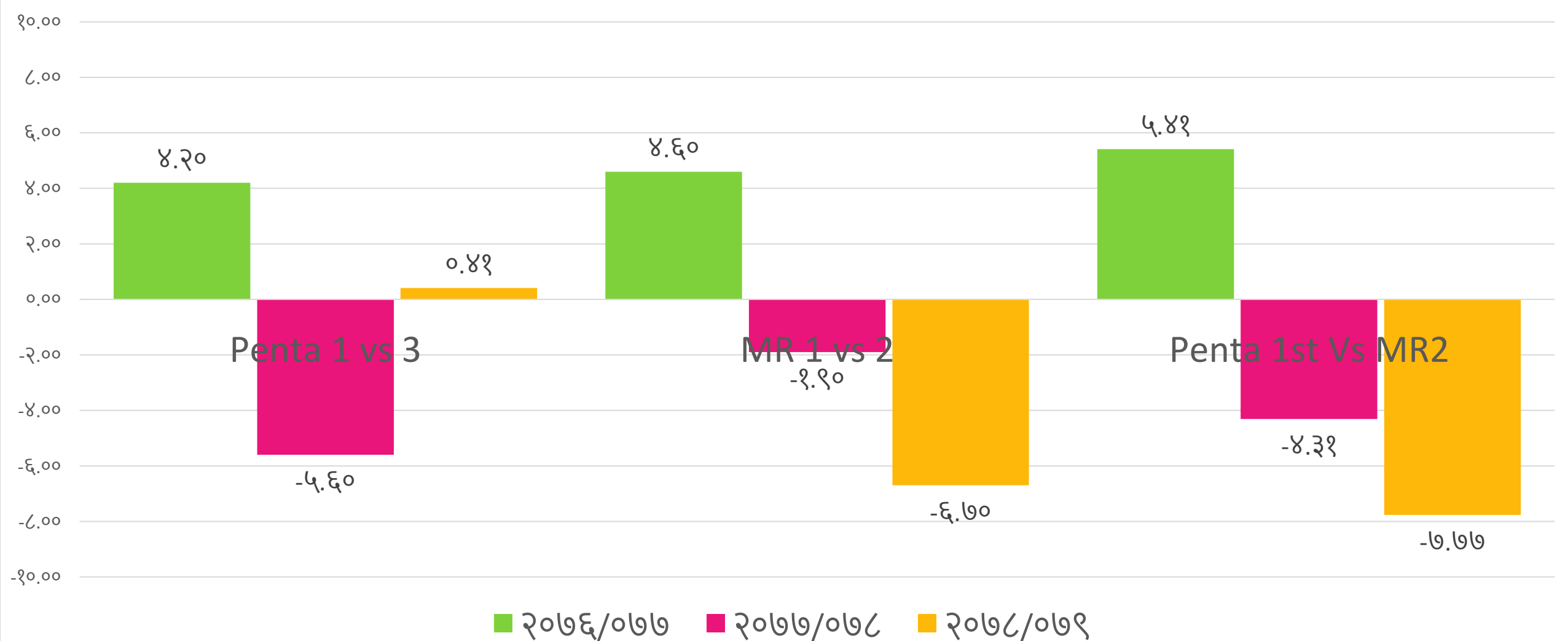


Local level wise Td 2 & 2+ Achievement in %



Immunization Dropout Rate

ड्रॉप आउट

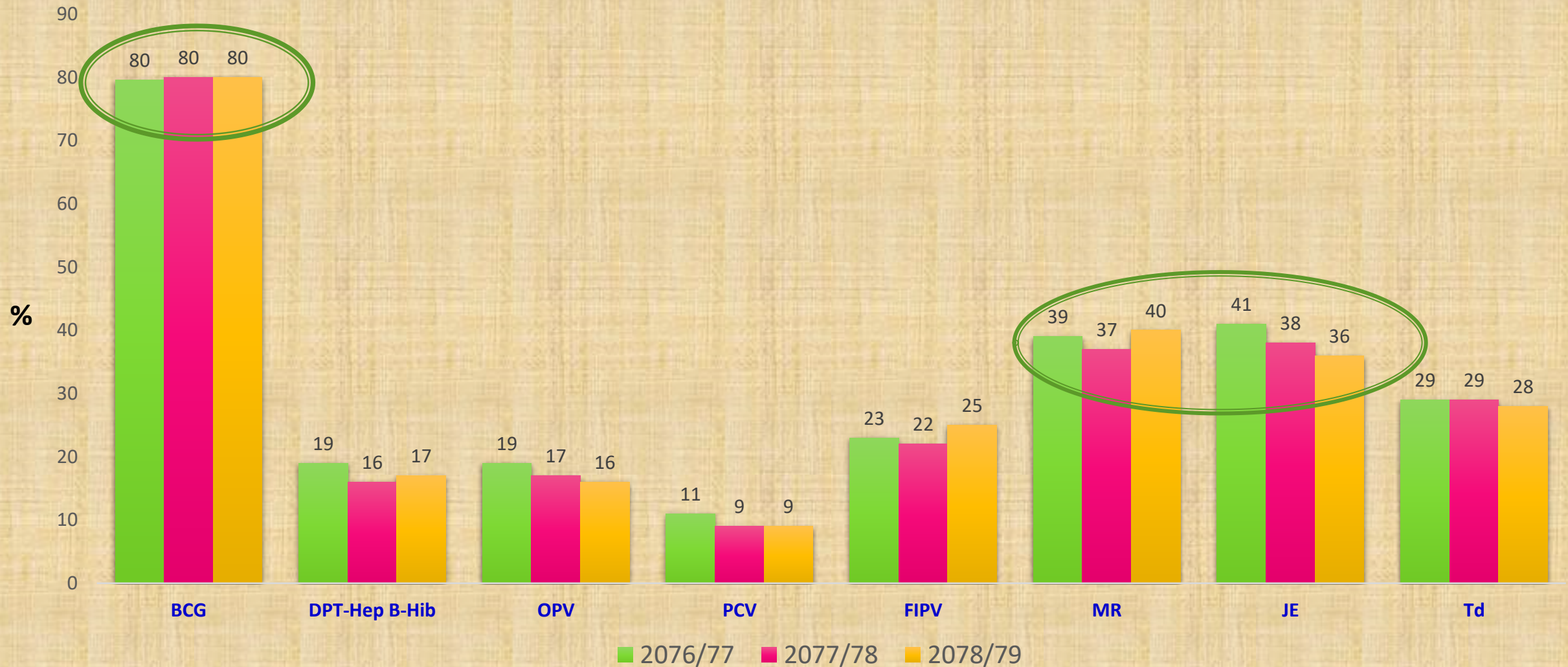


Local level wise Categorized with Problems and Priority

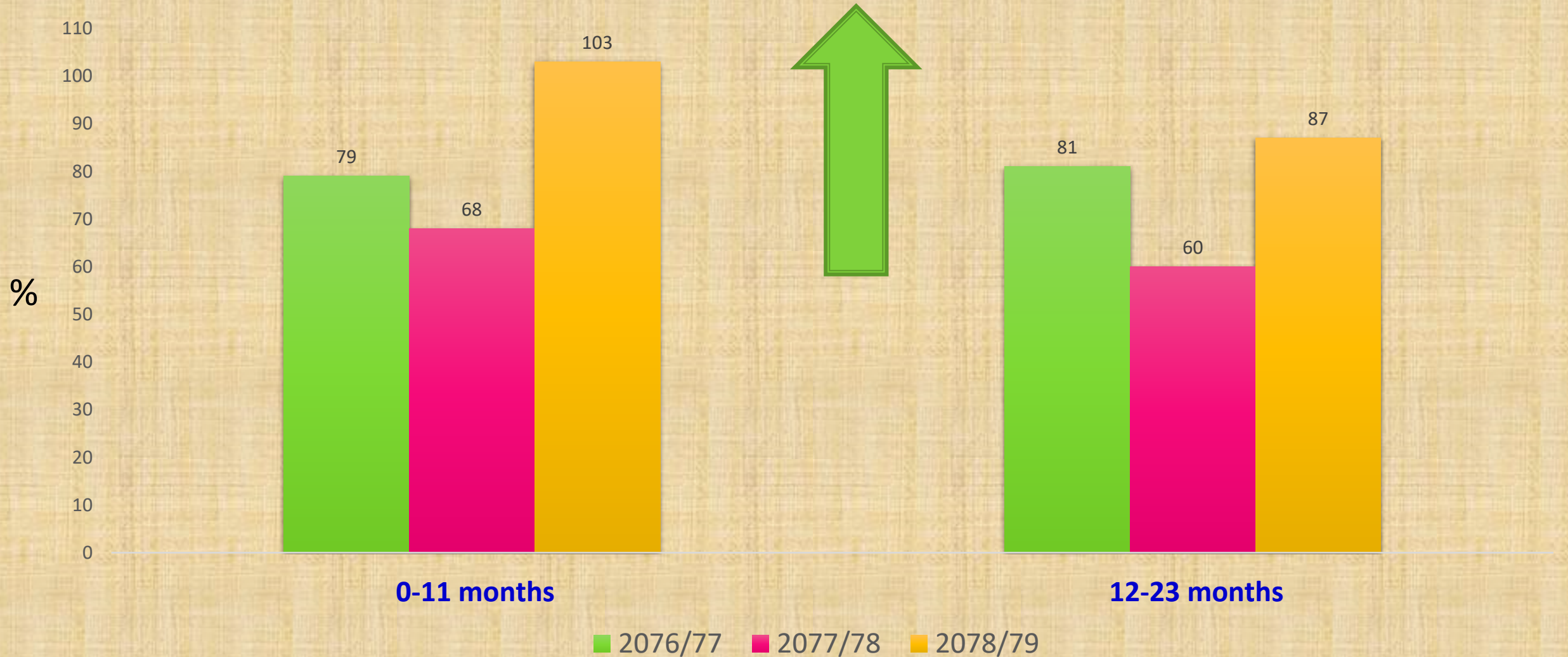
Category 1 (No Problem) Low Drop-Out - 10% High Coverage - 90%	Category 2 (Problem) High Drop-out – High Coverage	Category 3 (Problem) Low Drop-out Low Coverage	Category 4 (Problem) High Drop-out Low Coverage
Gaindakot Mun., Devchuli Mun., Kawasoti Mun.		Madhyabindu Mun., Bulingtar RM, Baudikali RM, Hupsekot RM, Binayi Triveni RM & District	
Number of Local Level			
3	0	5	0

District Category 3

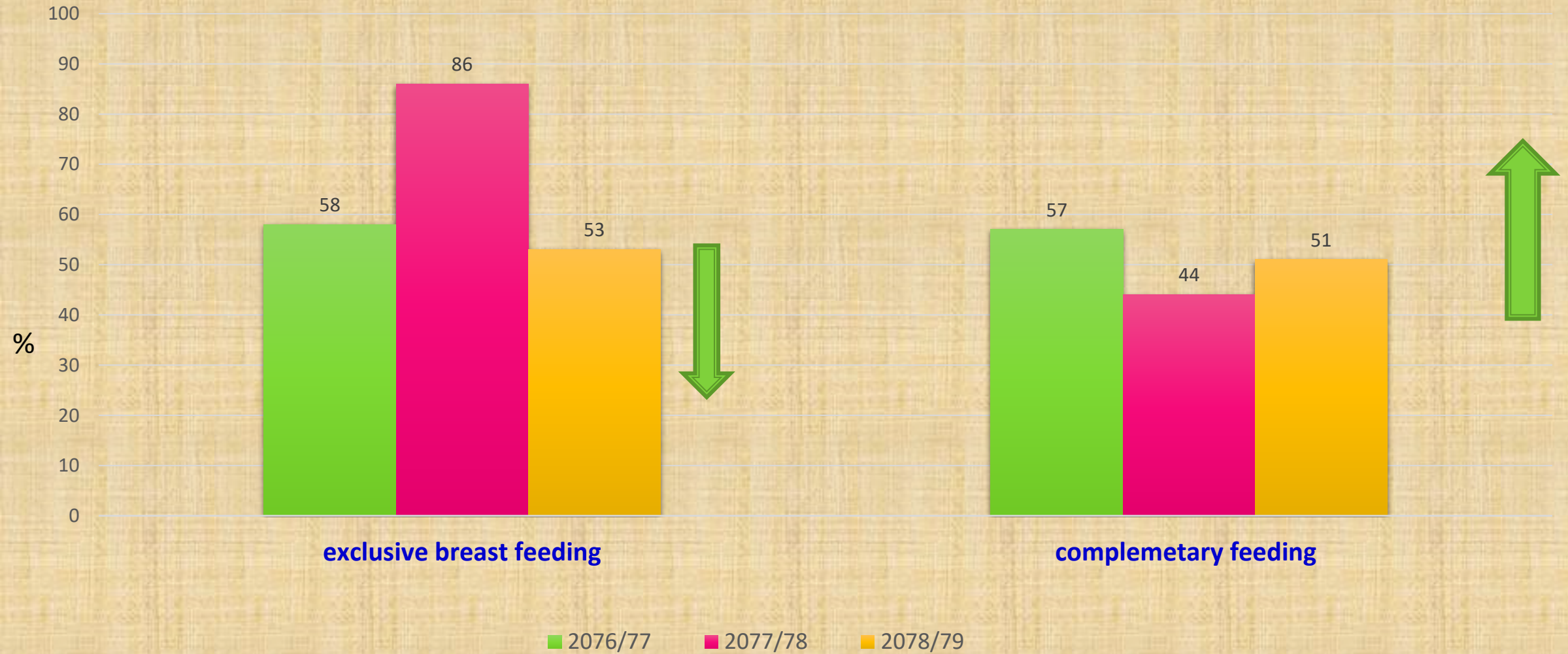
Vaccine Wastage Rate in %



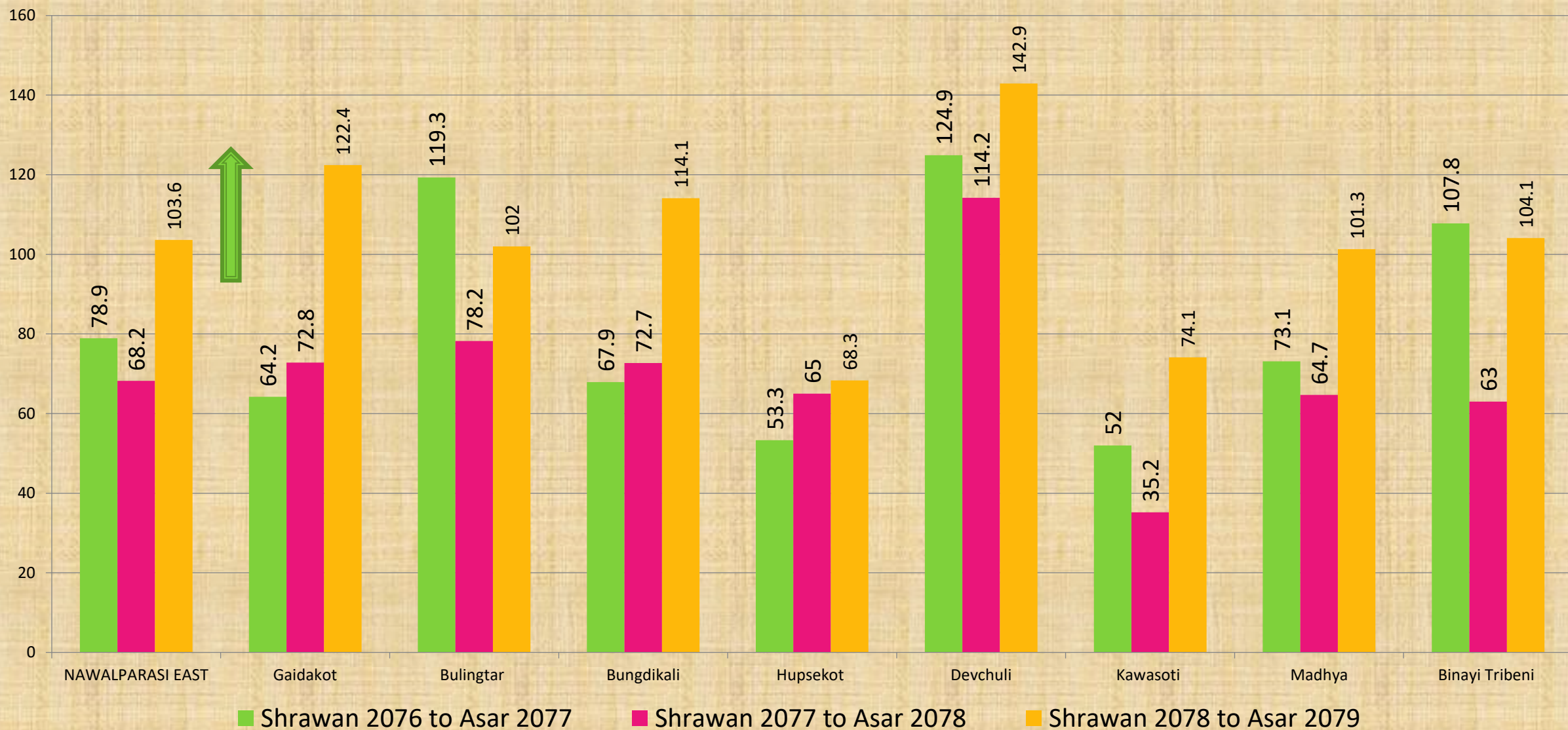
Nutrition: New Growth Monitoring in %



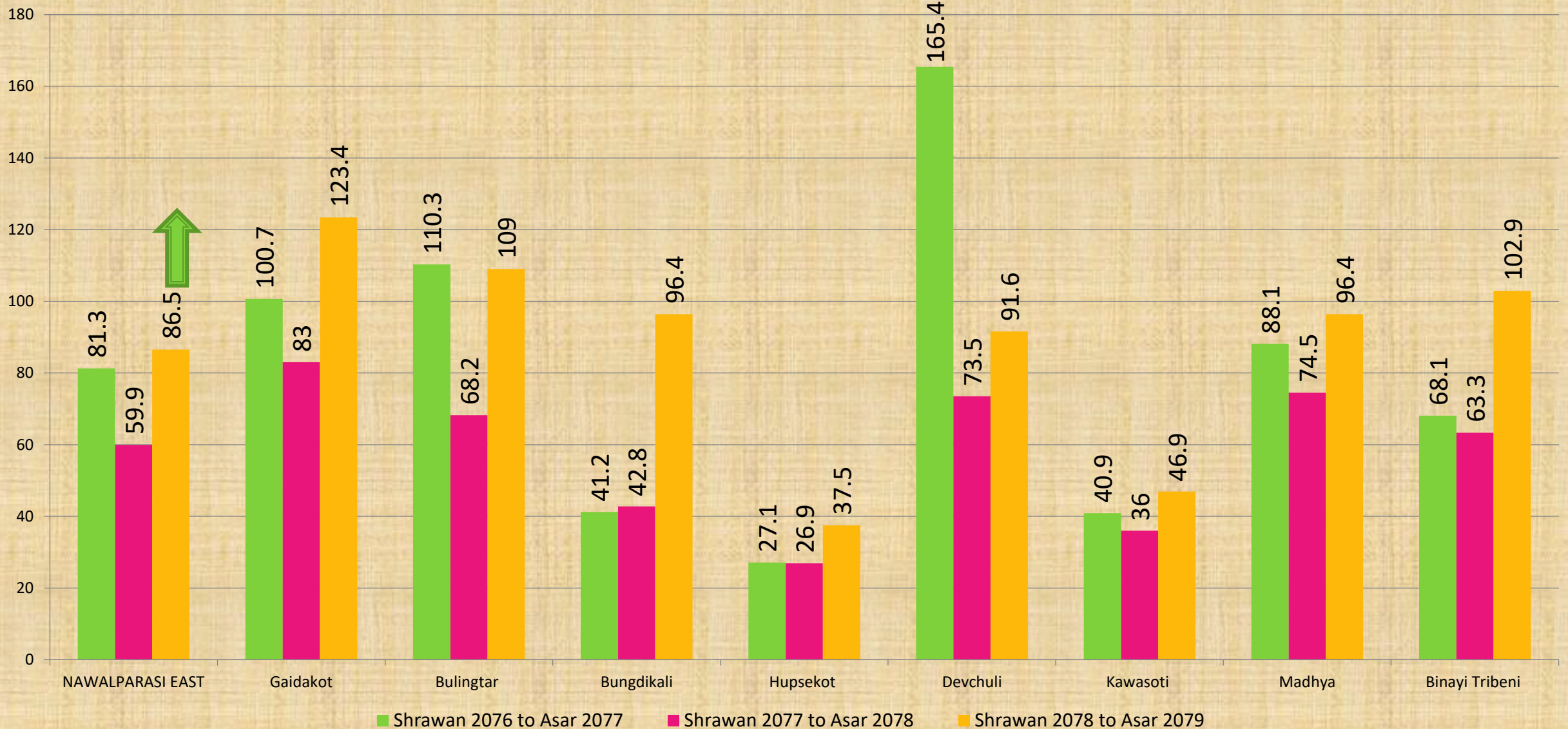
Breast Feeding & Complementary Feeding Practice in %



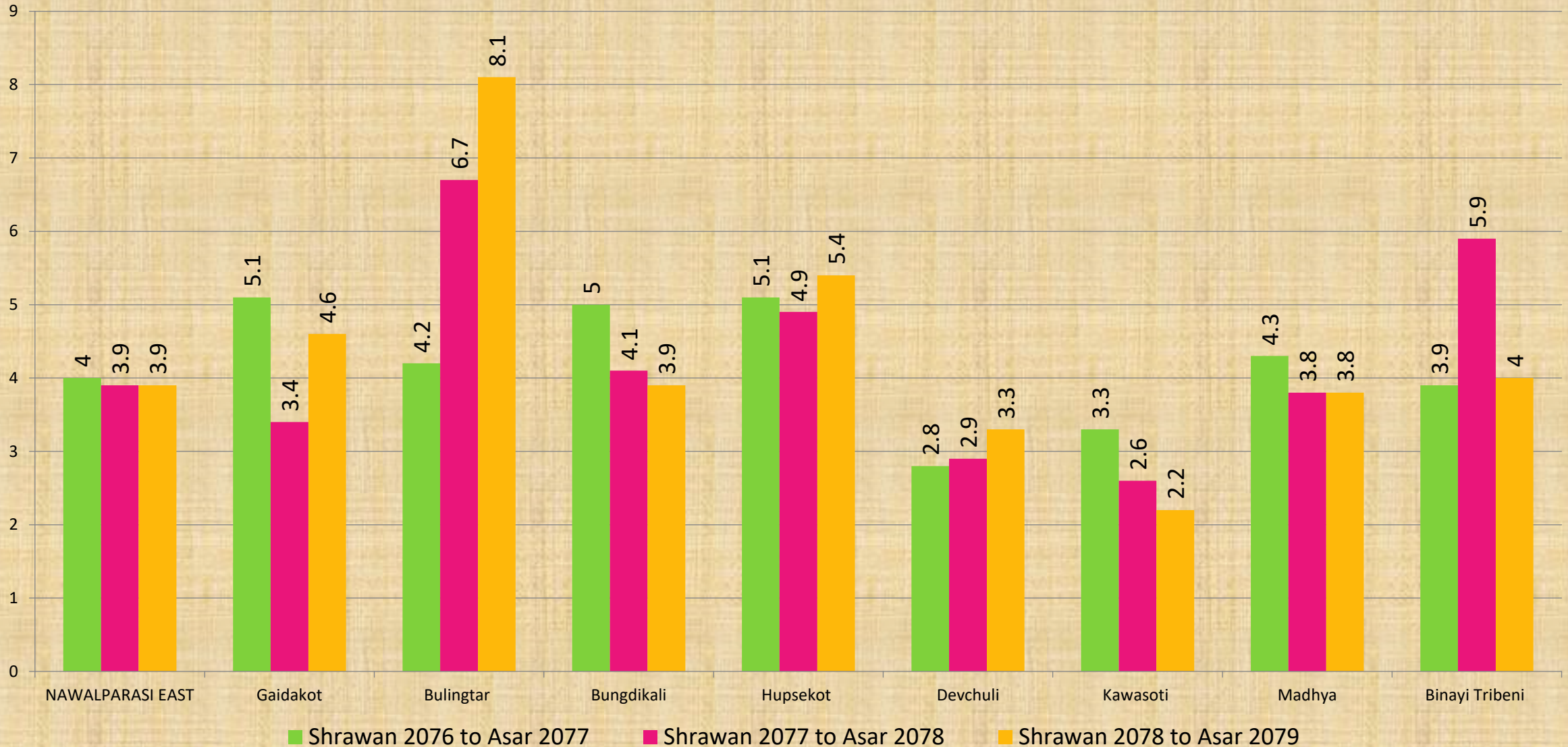
Percentage of children aged 0-11 months registered for growth monitoring



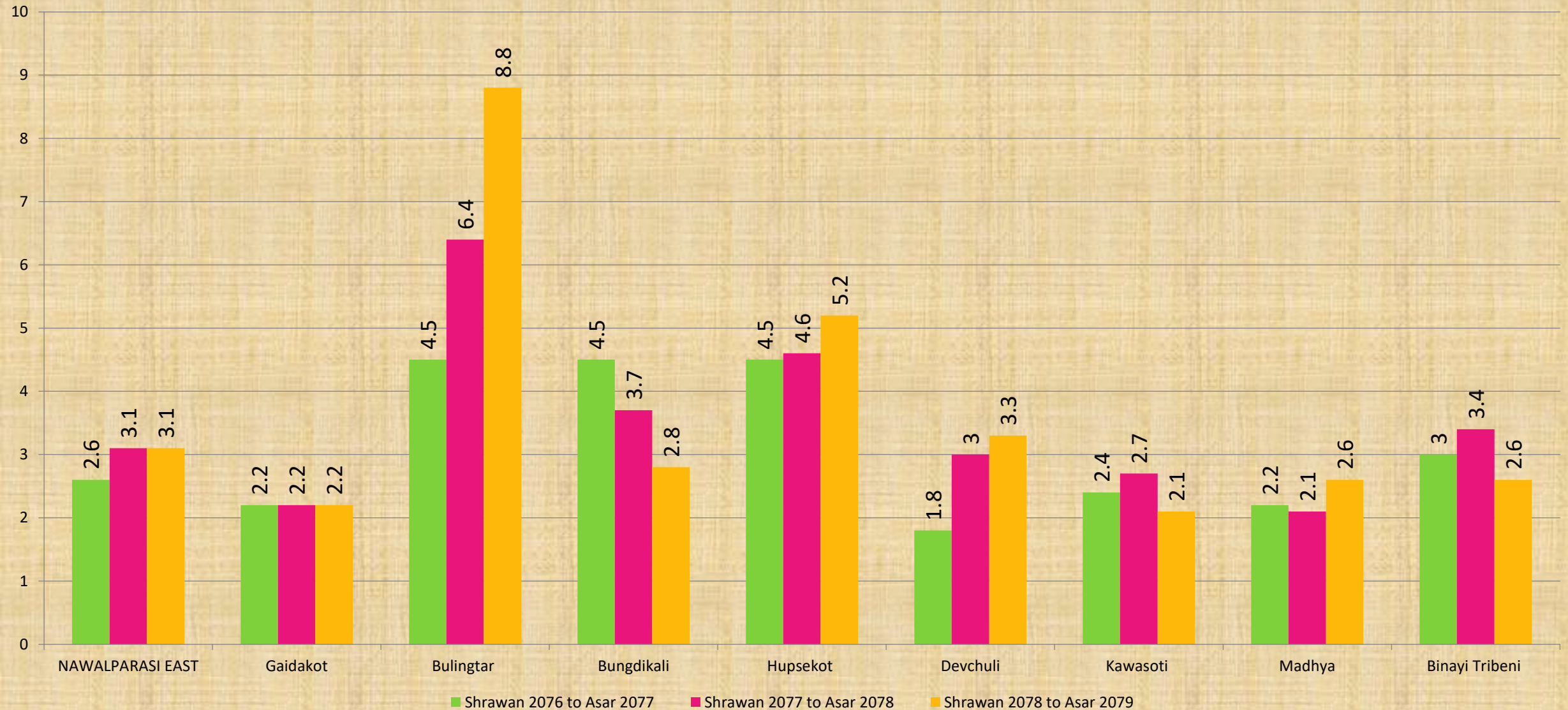
Percentage of children aged 12-23 months registered for growth monitoring



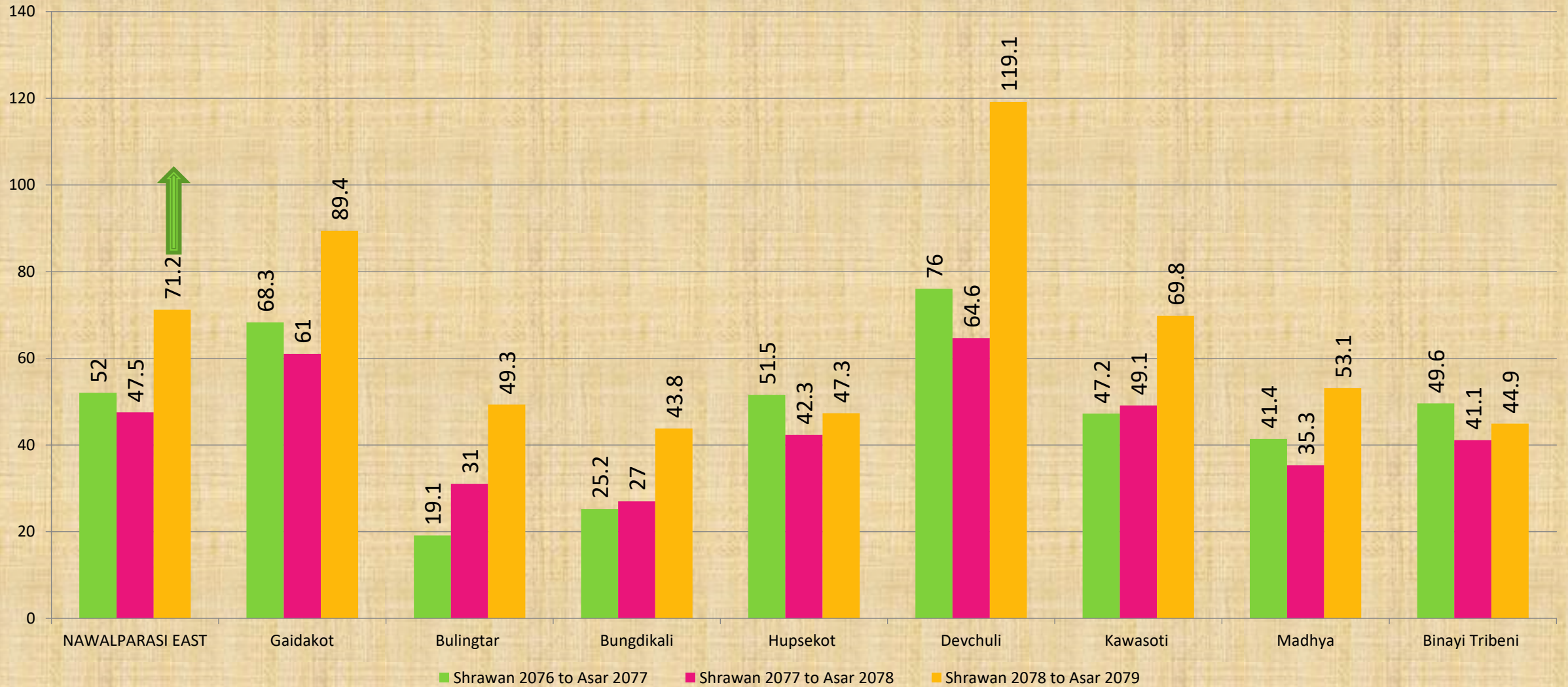
Average number of visits among children aged 0-11 months registered for growth monitoring



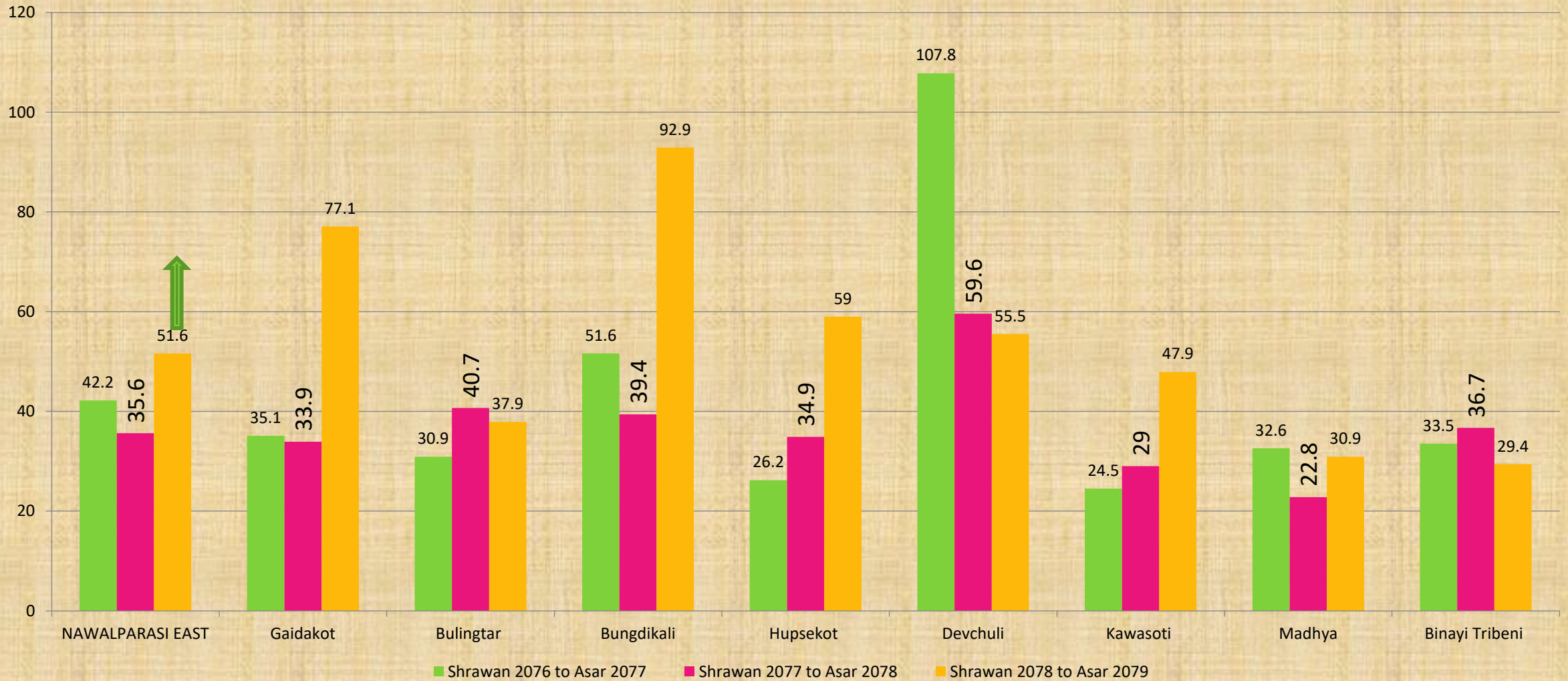
Average number of visits among children aged 12-23 months registered for growth monitoring



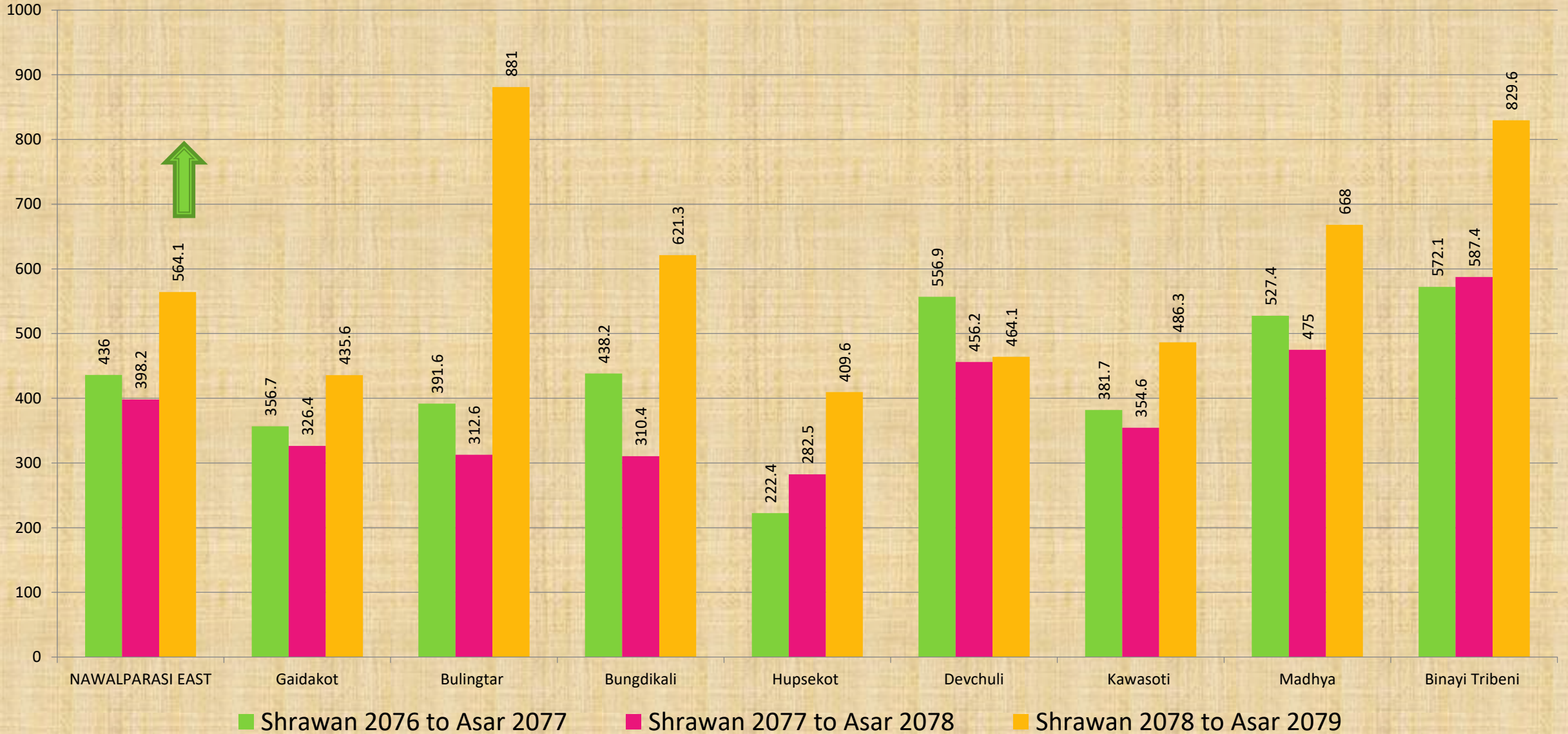
Percentage of women who received a 180 day supply of Iron Folic Acid during pregnancy



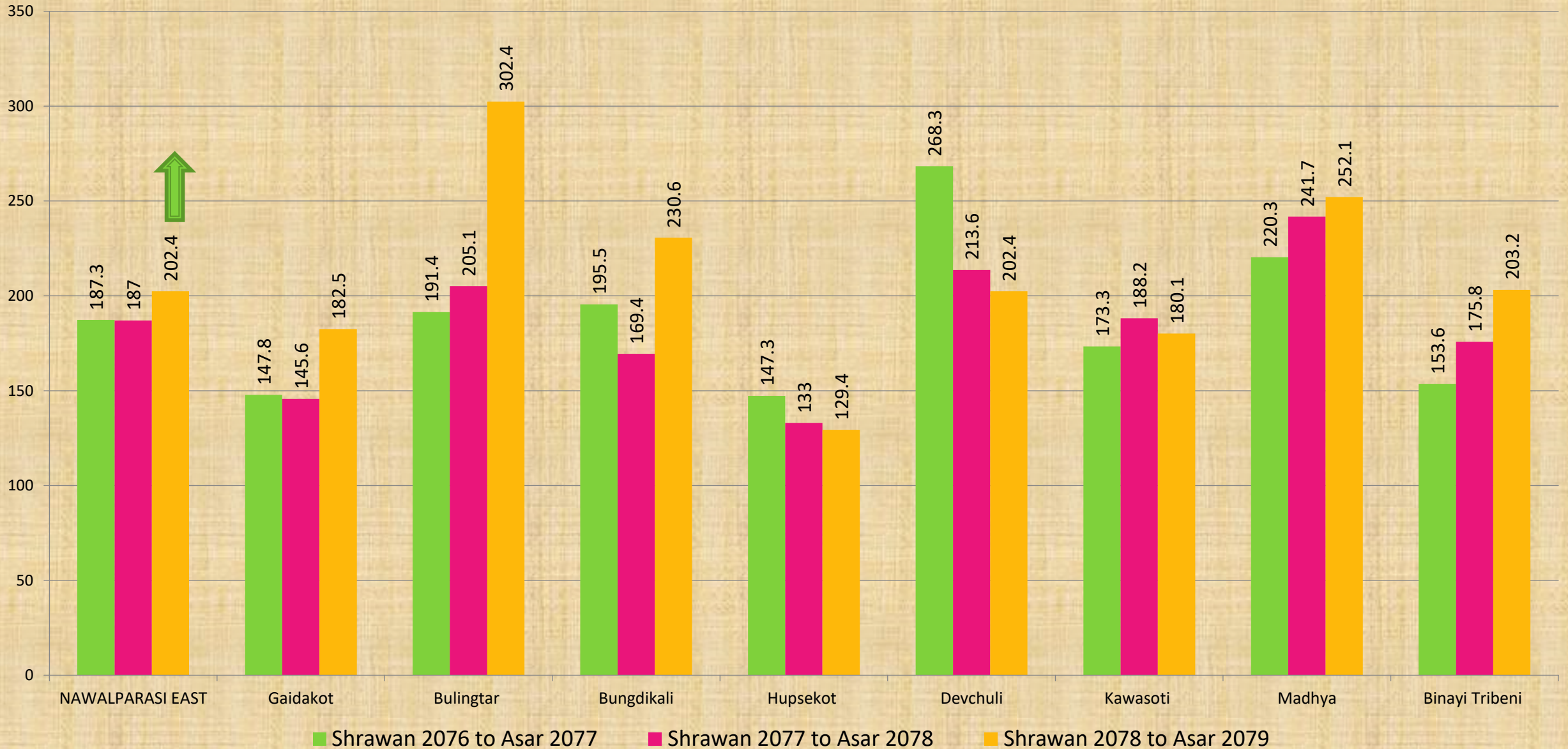
Percentage of postpartum women who received Vitamin A supplementation



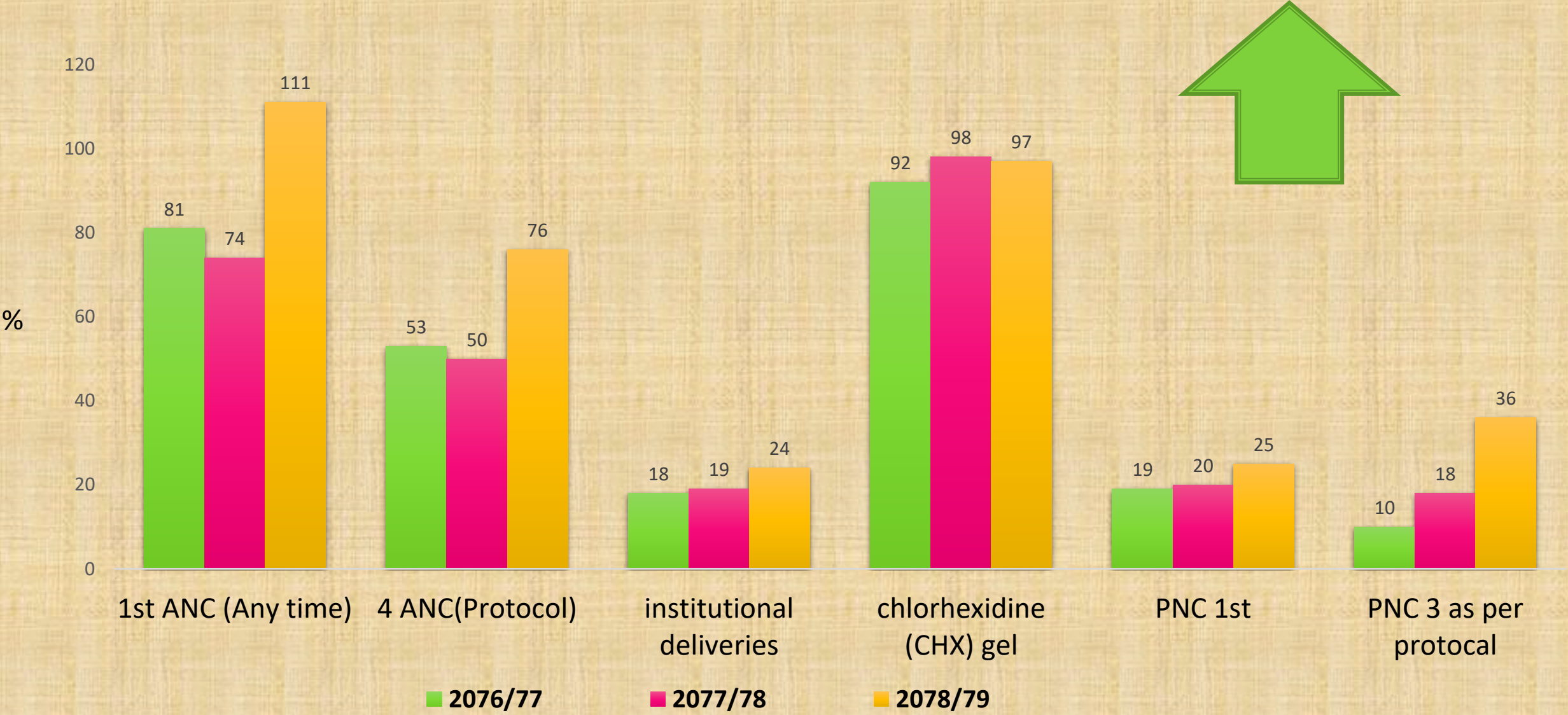
Incidence of ARI among children under five years (per 1000)



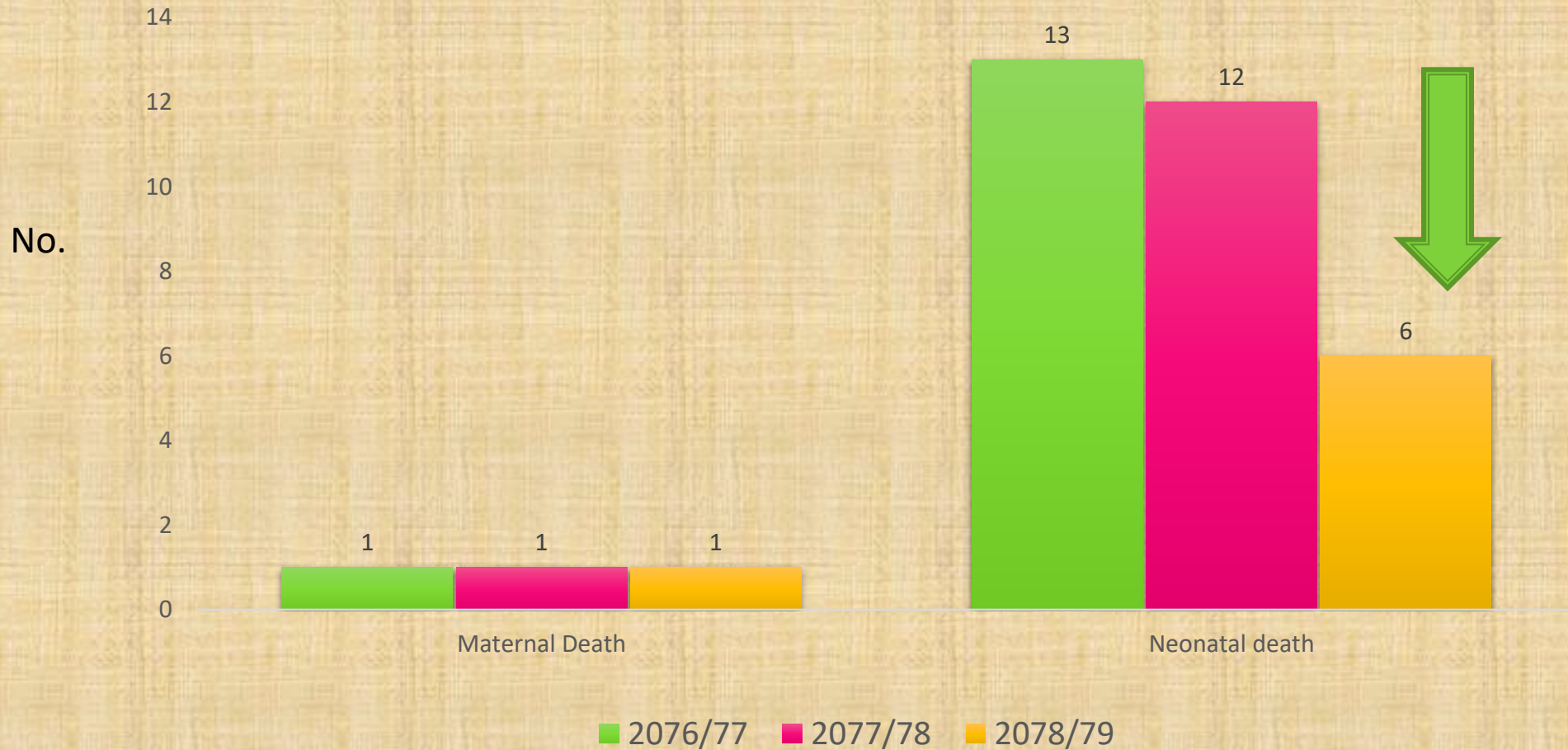
Diarrhoea incidence rate among children under five years



Safe Motherhood Program Achievement in %



of Maternal and Neonatal Deaths

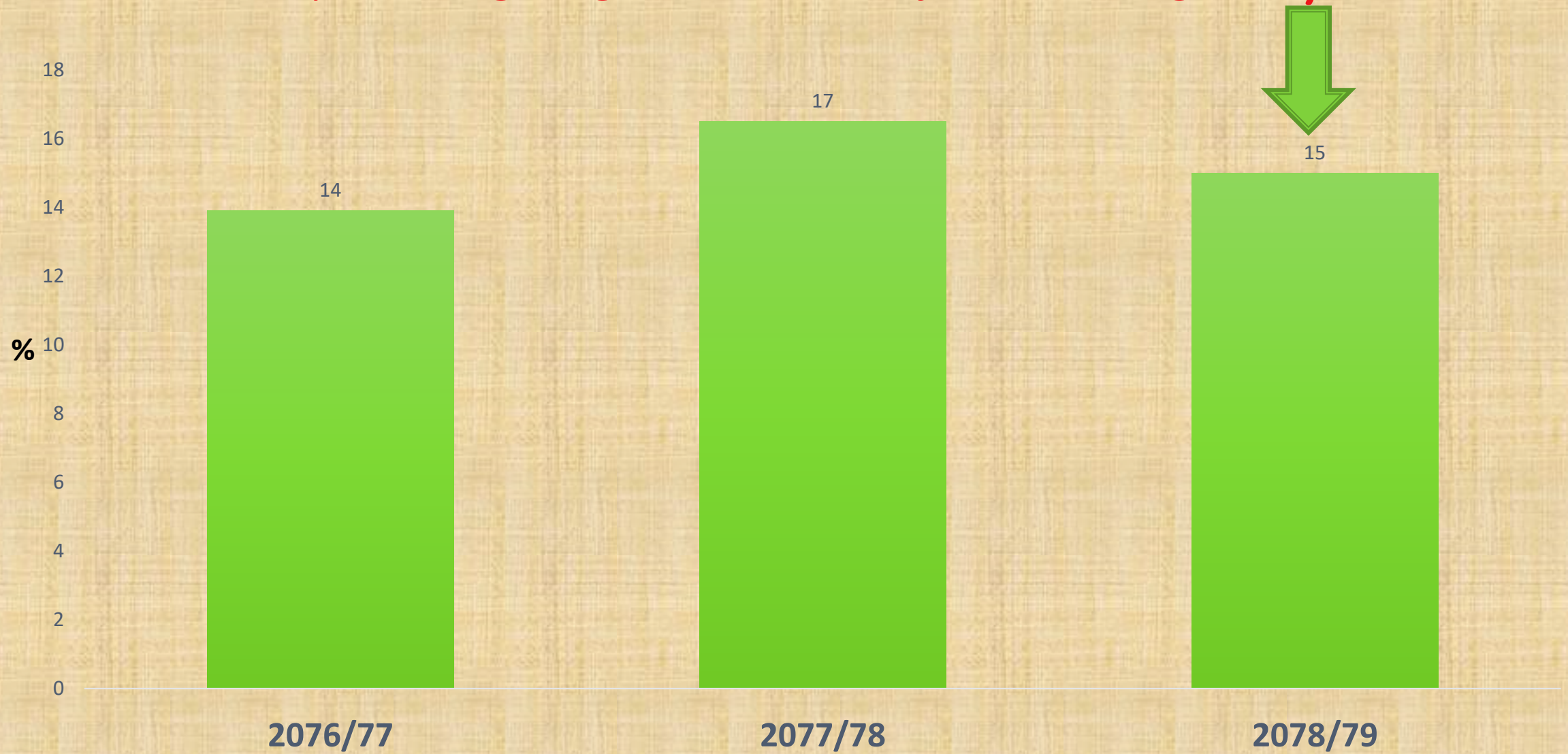


Write leading causes
Maternal Deaths :
➡ PPH , अस्पताल बाट २४
घण्टा अगाडि घर आउनु
Neonatal Deaths:
➡ घरमा प्रसुती

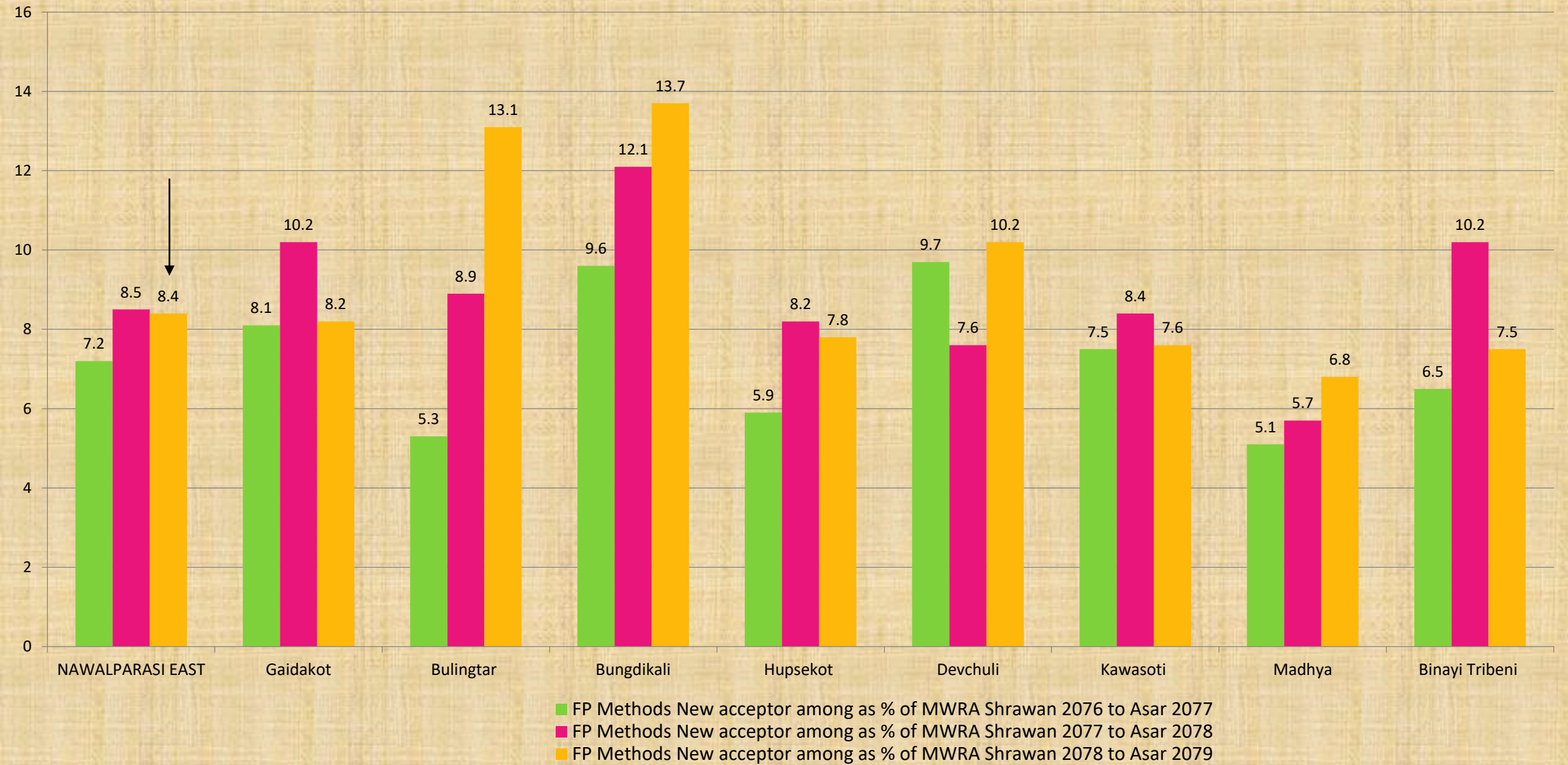
Safe Abortion Care

Safe Abortion Care	2076/77	2077/78	2078/79
1. No of CAC (Surgical Abortion)	20	38	36
2. No of CAC (Medical Abortion)	1598	1546	1671
3. Proportion of <20 yrs women receiving abortion service	5	6.8	4
4. No of abortion complication	7	5	6
5. Proportion of Long term contraception among post abortion contraception used	13.2	22	29
6. No of PAC	8	22	6

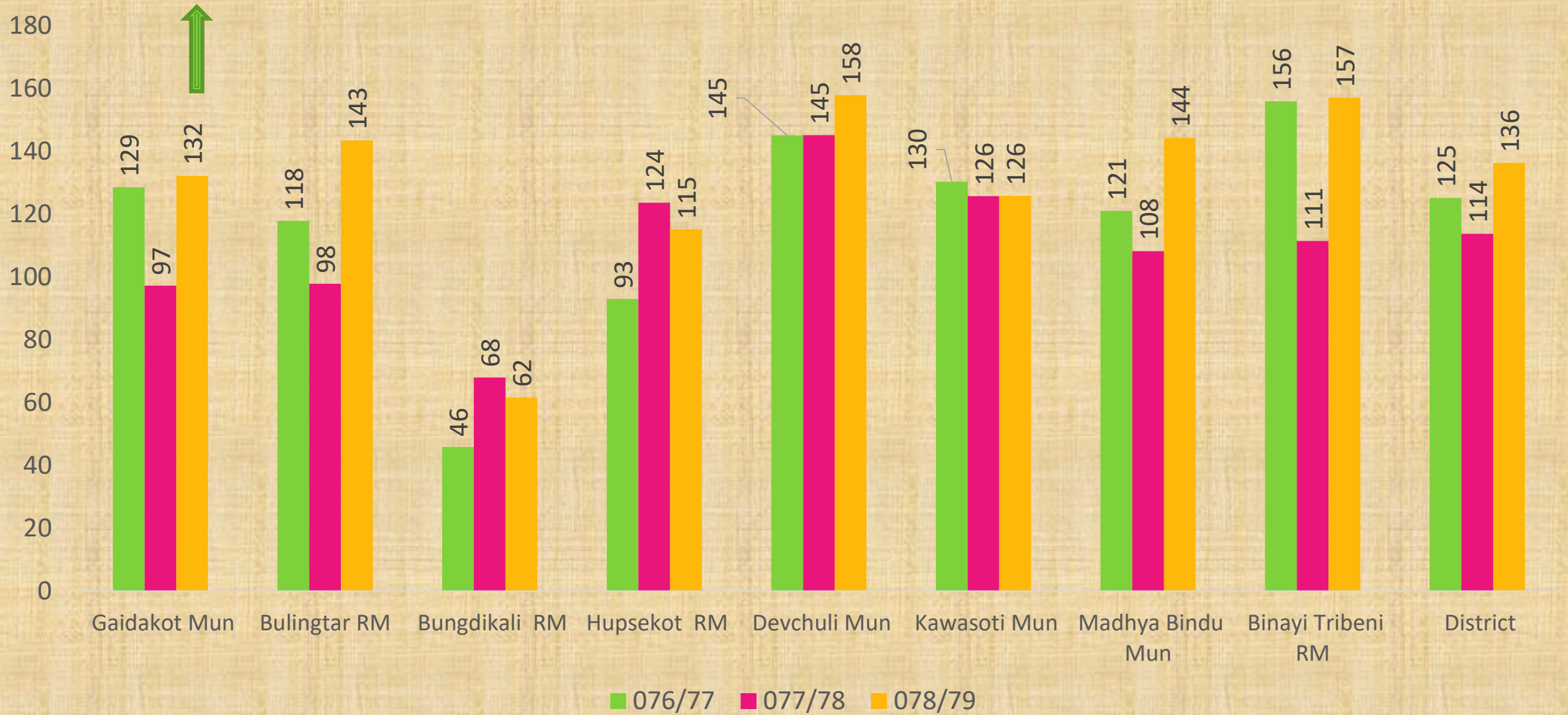
Family Planning Program: CPR(Unadjusted among WRA)



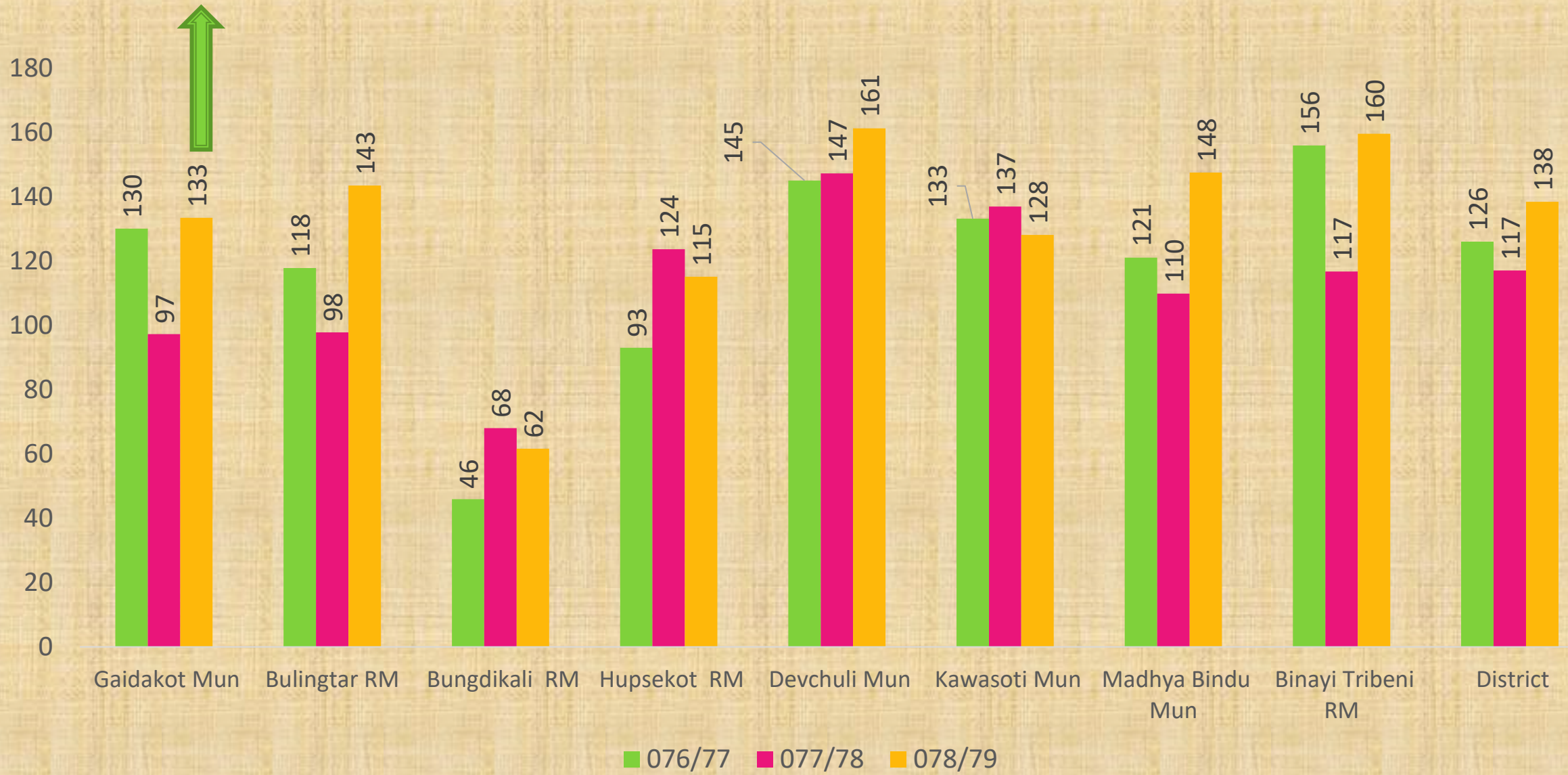
FP New acceptor among MWRA by District



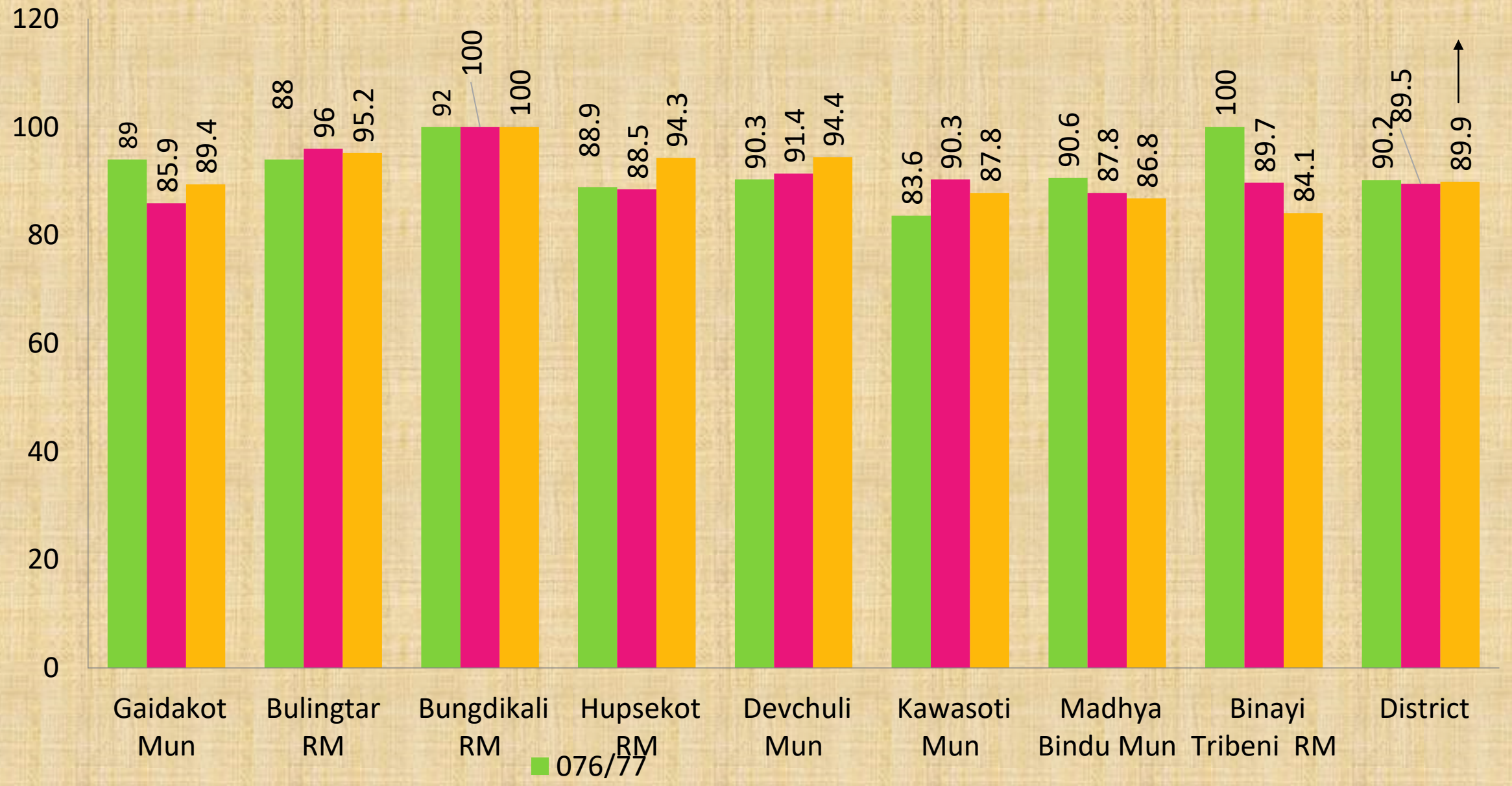
TB case notification rate (New & Relapse) /1,00,000



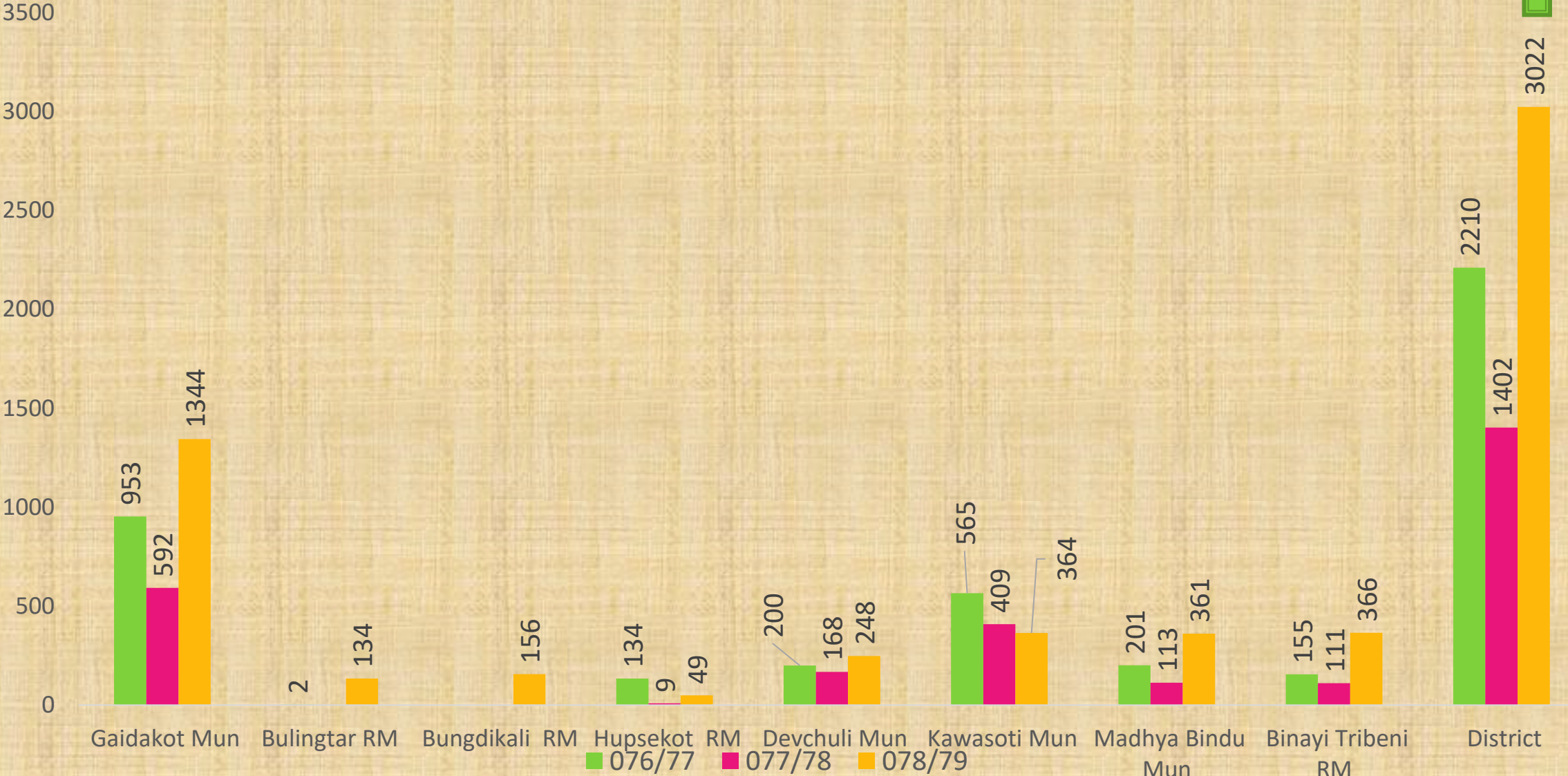
TB case notification rate (All forms) /1,00,000



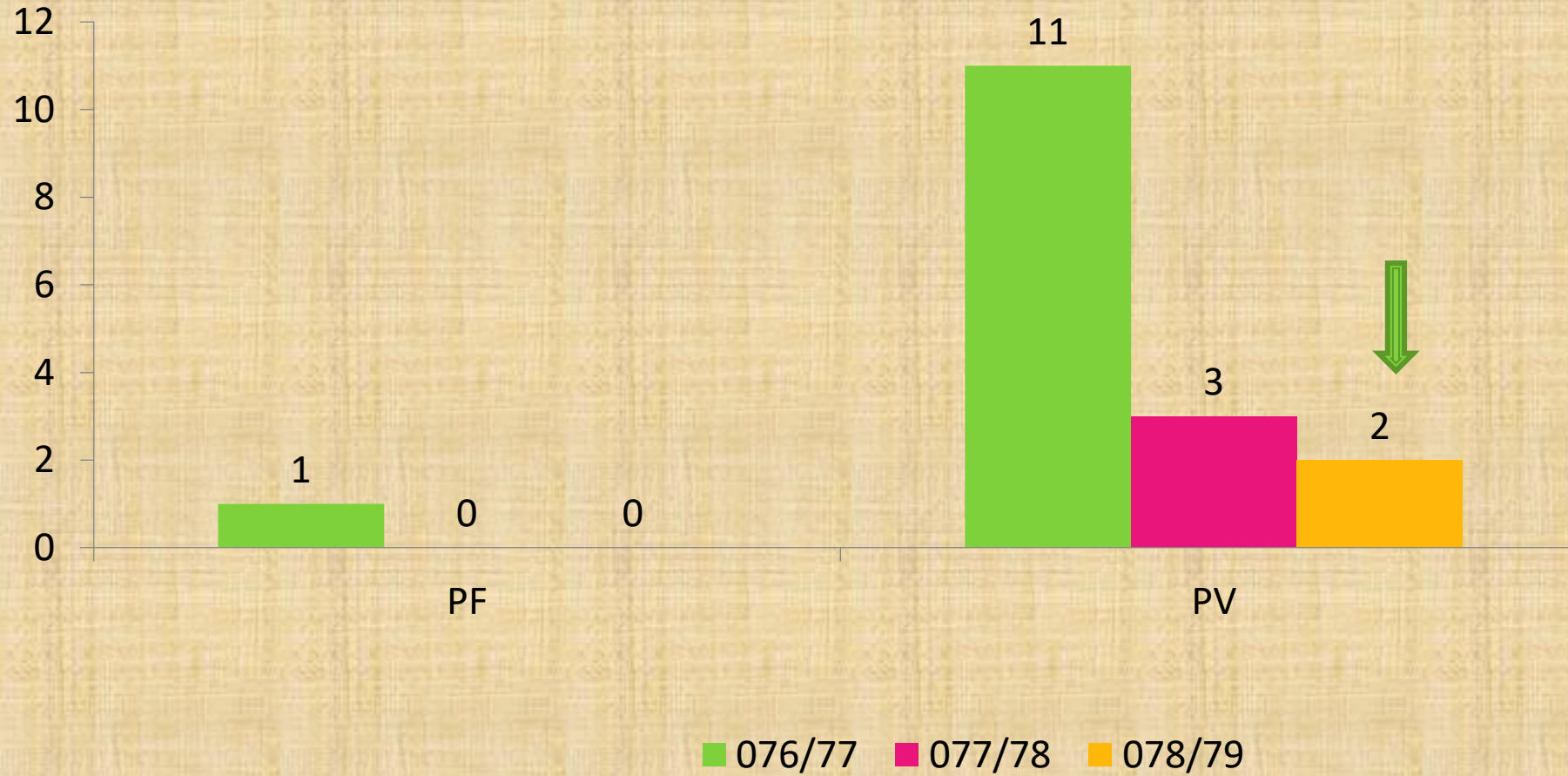
Treatment Success Rate



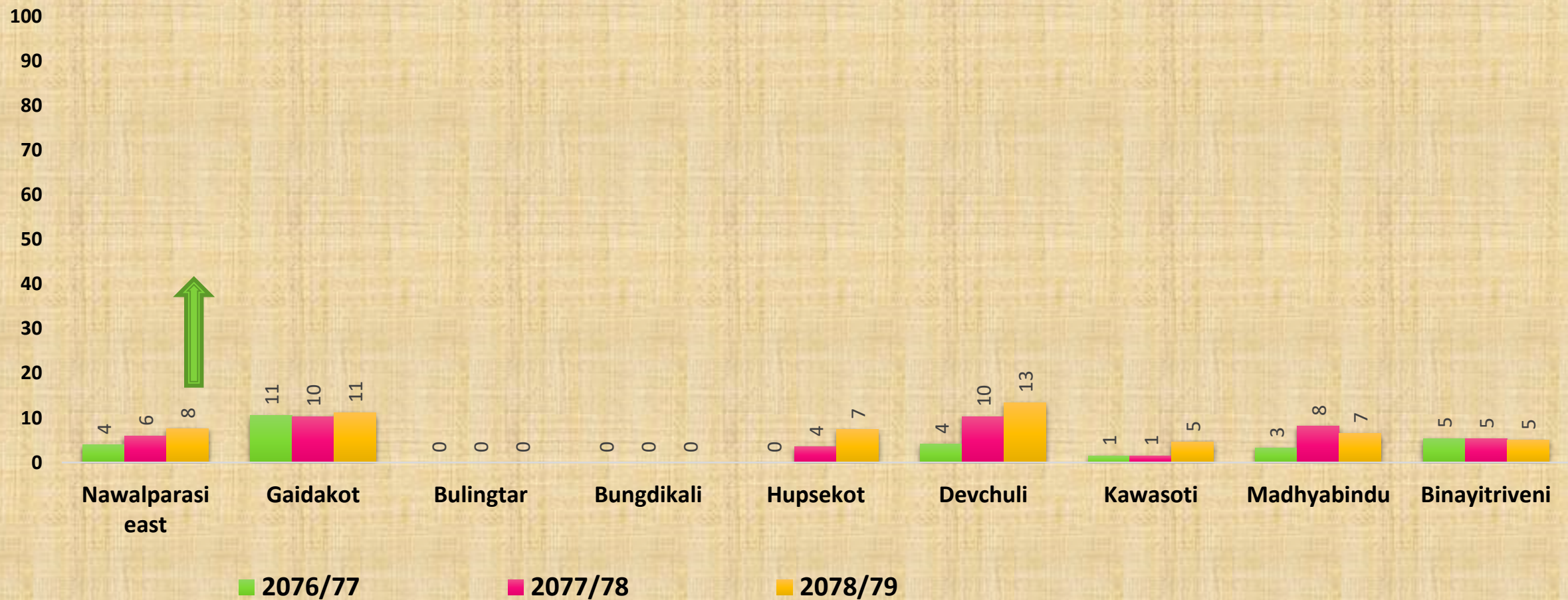
Malaria Control Program annually RDT Examination In No.



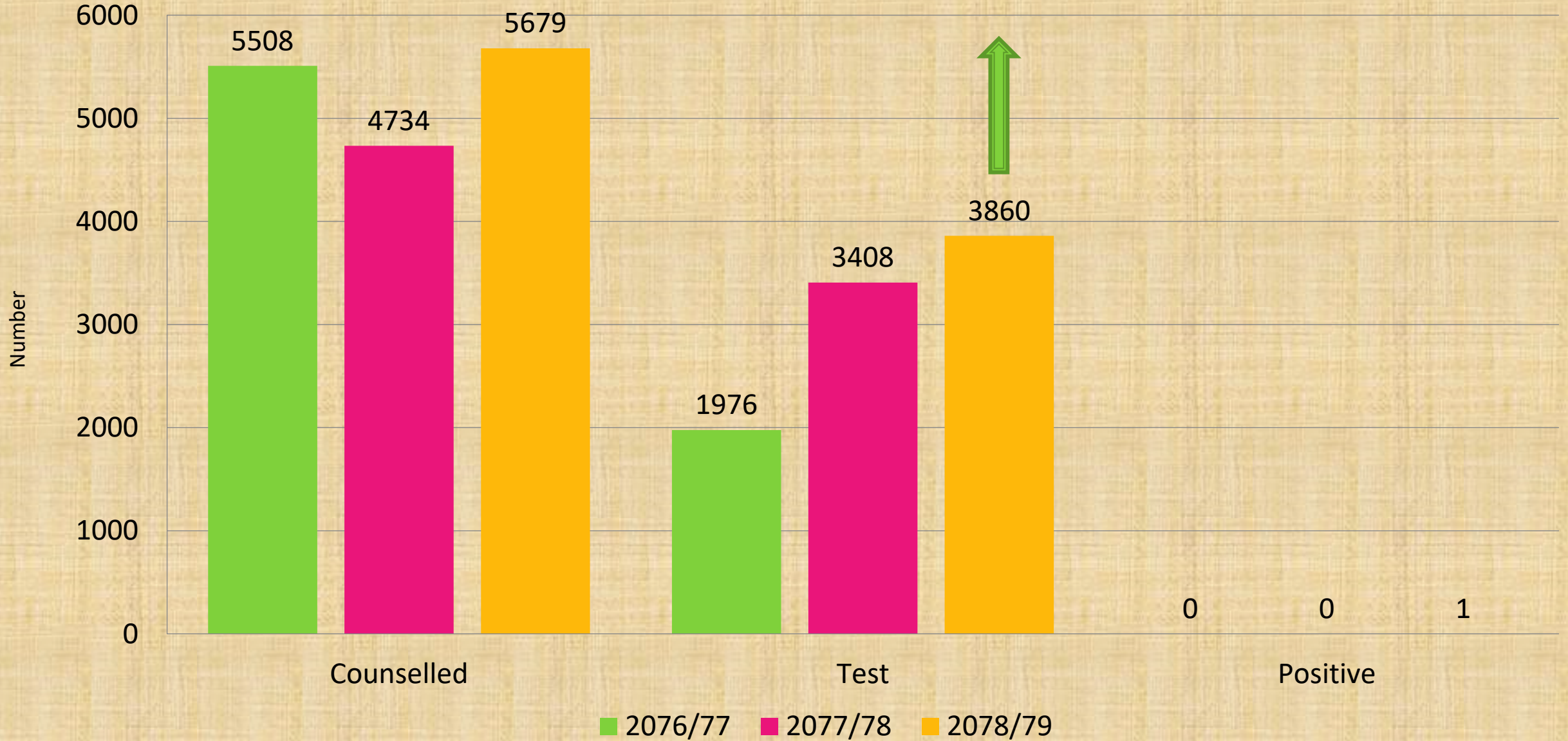
Malaria Control Program annually Positive



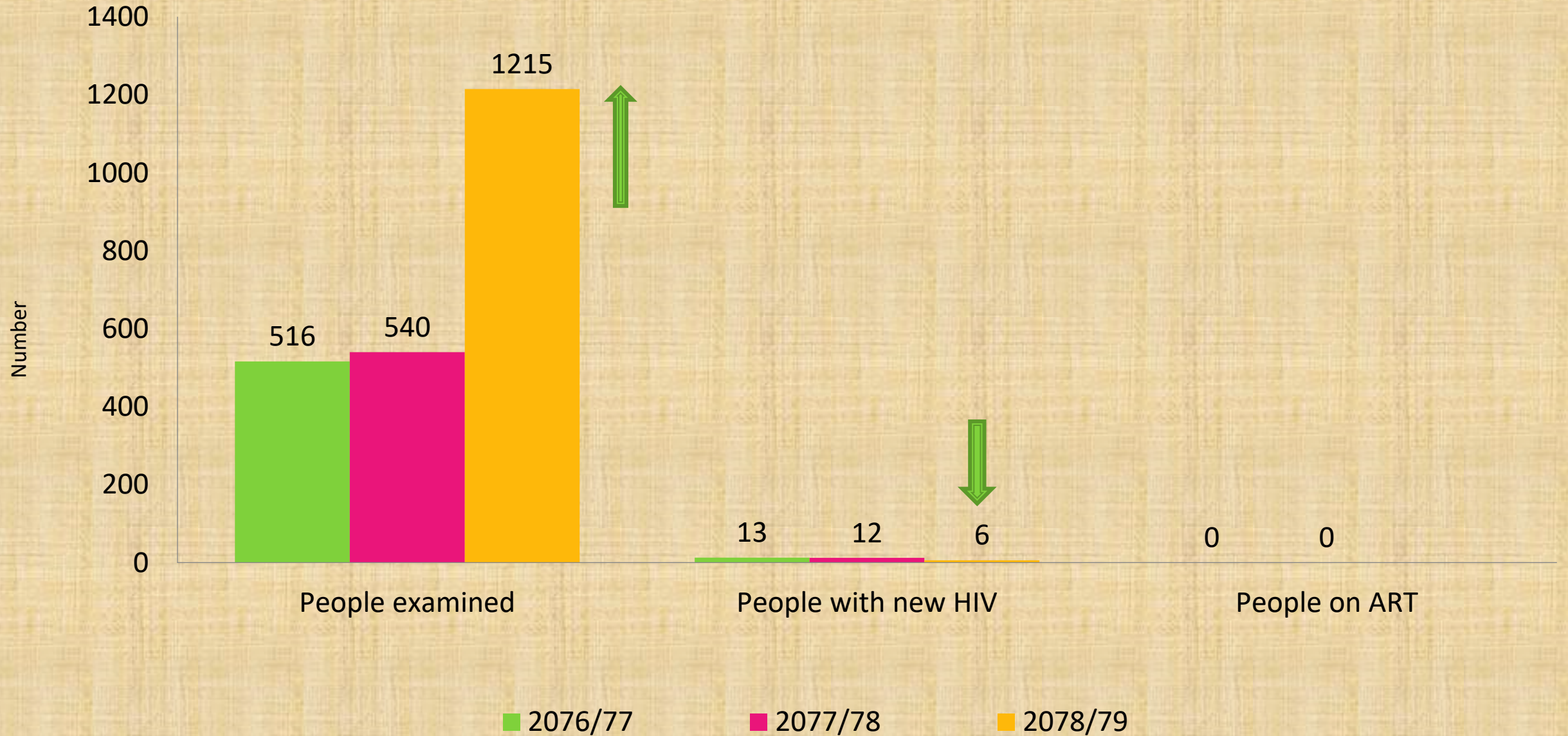
Leprosy New Case Detection Rate by Local level



Achievement of PMTCT



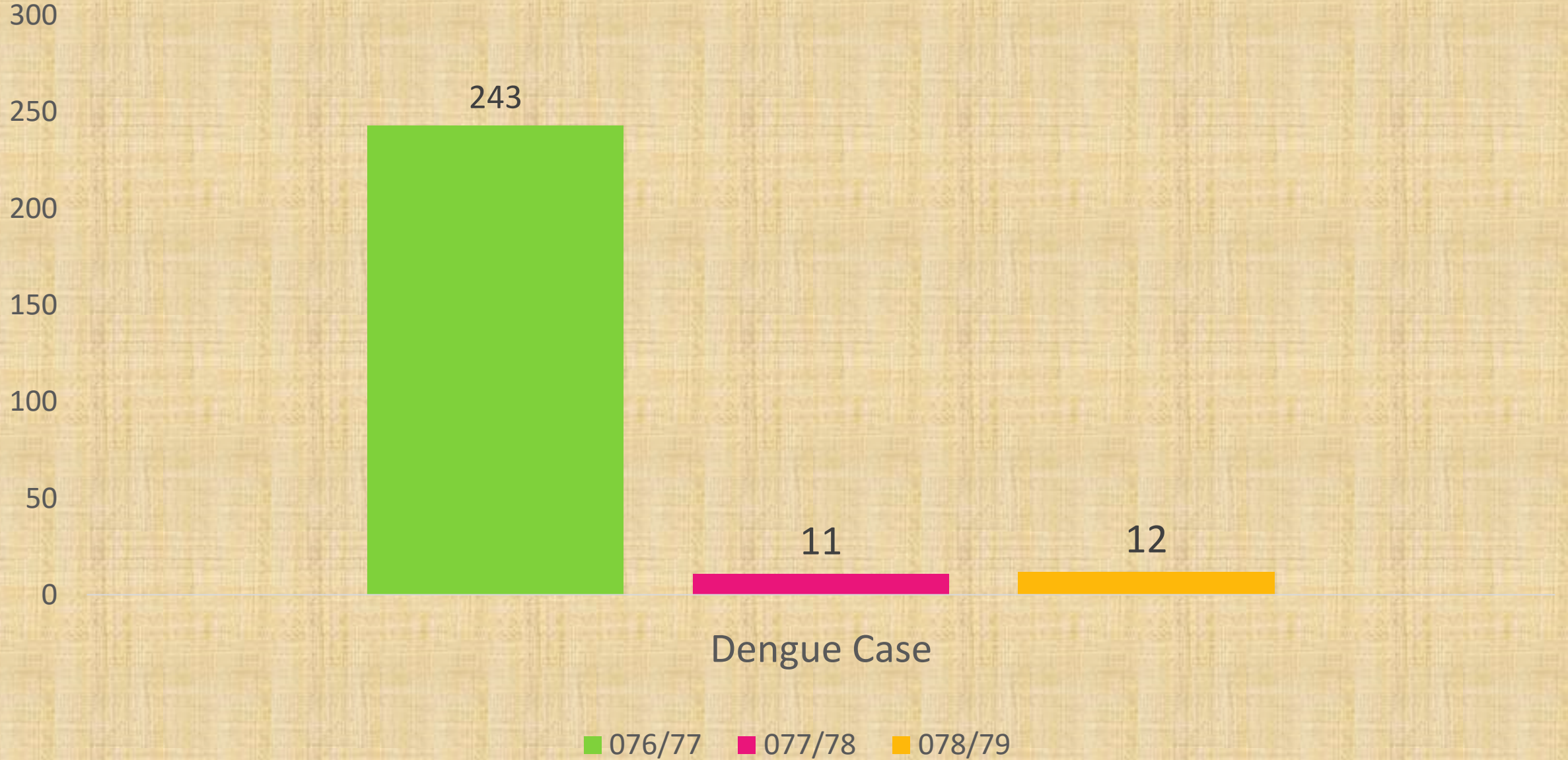
HIV/AIDS Control Programme(HIV Testing & Counselling)



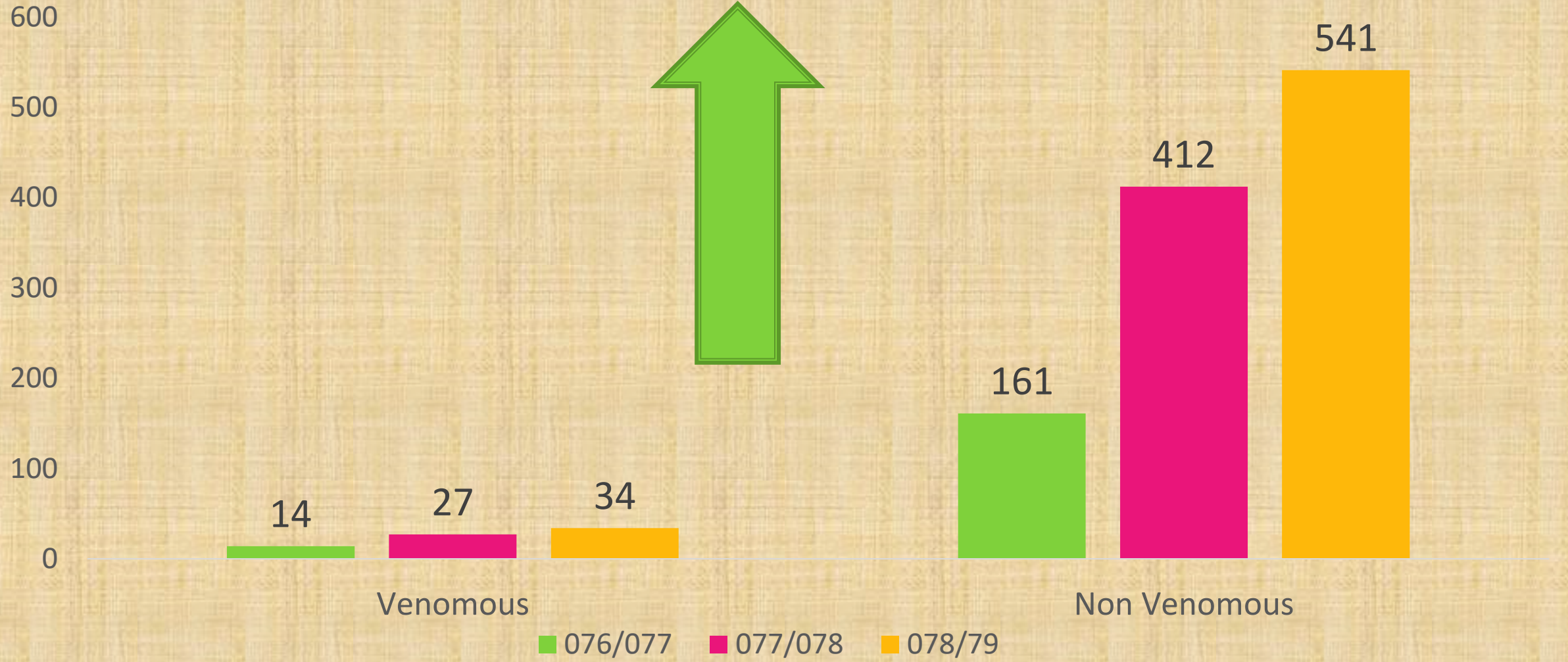
HIV Testing and Counselling local levelwise



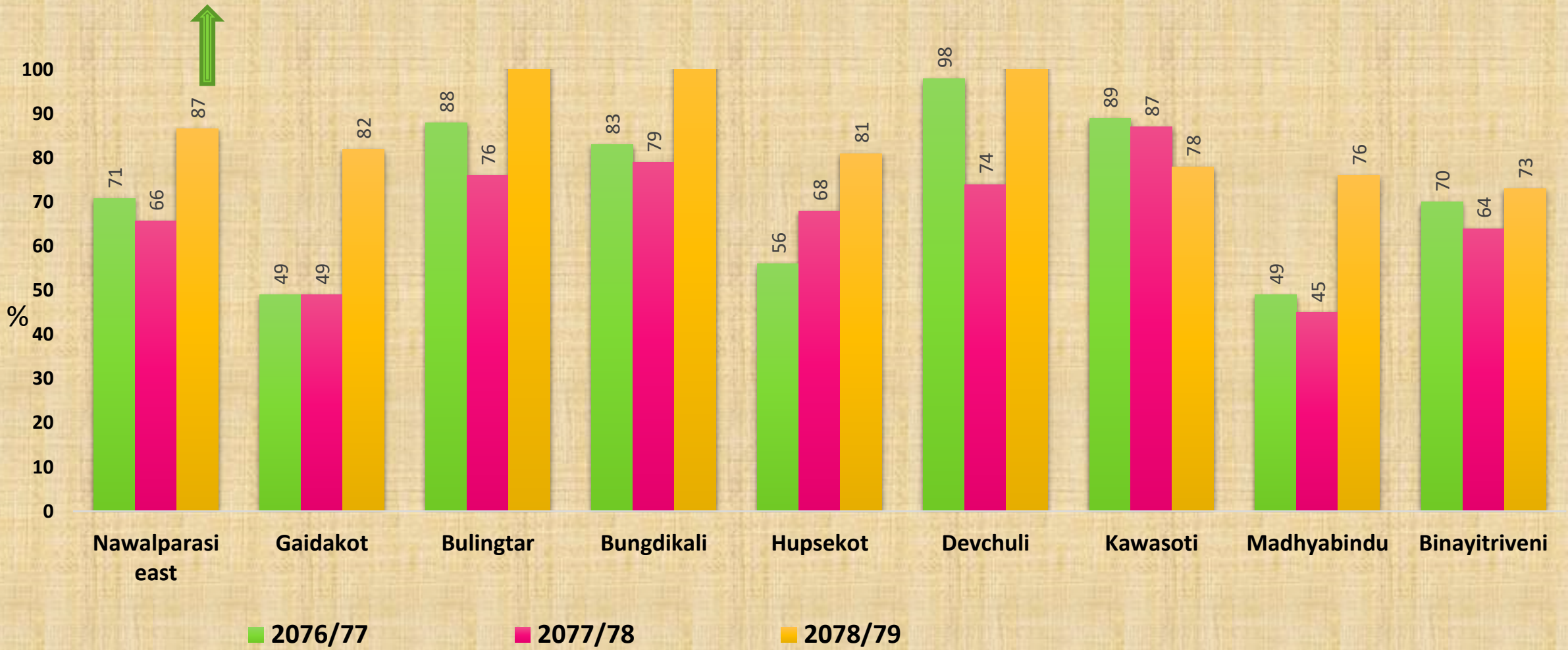
Dengue cases



Snake Bite Cases



% New OPD Visit Among Total Population by Local level



Top ten Health Problems 2078/079

Rank	Causes of Morbidity	Total number (people)	% among total new OPD	last year rank
1	OPD-Morbidity-Other Diseases & Injuries-Gastritis (APD)	26492	7.98	1
2	Outpatient Morbidity-Other Infected Diseases-Upper Respiratory Tract Infection (URTI) Cases	23328	7.03	3
3	OPD-Morbidity-Other Diseases & Injuries-Headache	21421	6.45	2
4	Outpatient Morbidity-Skin Diseases-Fungal Infection (Lichen Planus) Cases	19291	5.81	4
5	OPD-Morbidity-Orthopaedic Problems-Falls/Injuries/Fractures	15795	4.76	5
6	Outpatient Morbidity-Other Infected Diseases-ARI/Lower Respiratory Tract Infection (LRTI) Cases	14161	4.26	6
7	Outpatient Morbidity-Communicable-Water/Food Borne-Intestinal Worms Cases	11191	3.37	7
8	OPD-Morbidity-Cardiovascular & Respiratory Related Problems-Hypertension	9306	2.80	9
9	OPD-Morbidity-Orthopaedic Problems-Backache(Muskuloskeletal Pain)	9288	2.80	10
10	Outpatient Morbidity-Skin Diseases-Dermatitis/Eczema Cases	8508	2.56	8

Outbreak response

- **Covid Response**
- **Malaria Surveillance**
- **Preparedness planning**
- **Search and Destroy for dengue**
- **Co-ordinaion**
- **Information**

भएका नविनतम् प्रयासहरु

- भारत सग सिमाना जोडिएको त्रिबेणी नाकामा बिभिन्न सस्थाहरुसगको समन्वयमा २ जना स्वास्थ्यकर्मिहरुको ब्यस्थापन गरि नाकामा आवतजावत गर्ने ज्वरो आएका ब्यक्तिहरुको मलेरिया र कोभिड १९ को परिक्षण गरिएको थियो । यस आब मा मलेरिया परिक्षण गरिएको १९६ मध्ये २ जनामा मलेरिया पोजिटिभ र १५०१ जनाको कोभिड १९ परिक्षण गरिएकोमा ६ जनामा पोजेटिभ आएको थियो । नाकामा बिहान ६ बजे देखि बेलुका ८ बजे सम्म सेवा दिइएको थियो ।
- सर्पदश उपचार केन्द्र बिस्तार
- ग्रामिण अल्टासाउण्ड कार्यक्रम बिस्तार
- आधारभूत स्वास्थ्य सेवा केन्द्र स्थापना

चुनौतीहरू

त्र स	मुख्य समस्याहरू	सम्भावित सभाधान	निम्मेबारी
१	कार्यालय भवन नभएको	जग्गा प्राप्तिको प्रकृया भइरहेको ।	स्वा का, जि प्र का
२	नाकामा नियमित हेल्थडेक्स सञ्चालनको योजना नहुनु	प्रदेश मार्फत जनशक्ति उपलब्ध भएमा नियमित सञ्चालन हुने ।	स्वा नि, स्वा तथा जनस्वा मन्त्रालय
३	बर्थिङ केन्द्रको कमि र साधनश्रोत कमि	हाल १८ वटा बर्थिङ केन्द्र भएकोमा बिस्तार गरि ३० पुर्याउने लक्ष्य राखिएको र न्युनतम सामाग्री उपलब्ध गराउने ।	स्थानिय तह, स्वा का, स्वा नि, स्वास्थ्य तथा जनस्वा मन्त्रालय
४	कावासोति न पा र हुप्सेकोट गा पा मा खोप भण्डारणको लागि रेफ्रिजेरेटर नभएको ।	आ ब ०७९/८० मा उपलब्ध गराउन गरि परिवार कल्याण महाशाखामा समन्वय गरिएको ।	स्थानिय तह, स्वा का, स्वा नि, परिवार कल्याण महाशाखा, स्वास्थ्य तथा जनस्वा मन्त्रालय
५	महामारि तथा किटजन्य रोगका लागि प्रयाप्त सामाग्री नहुनु ।	माग गरिरहिएको	



THANK YOU !!!